

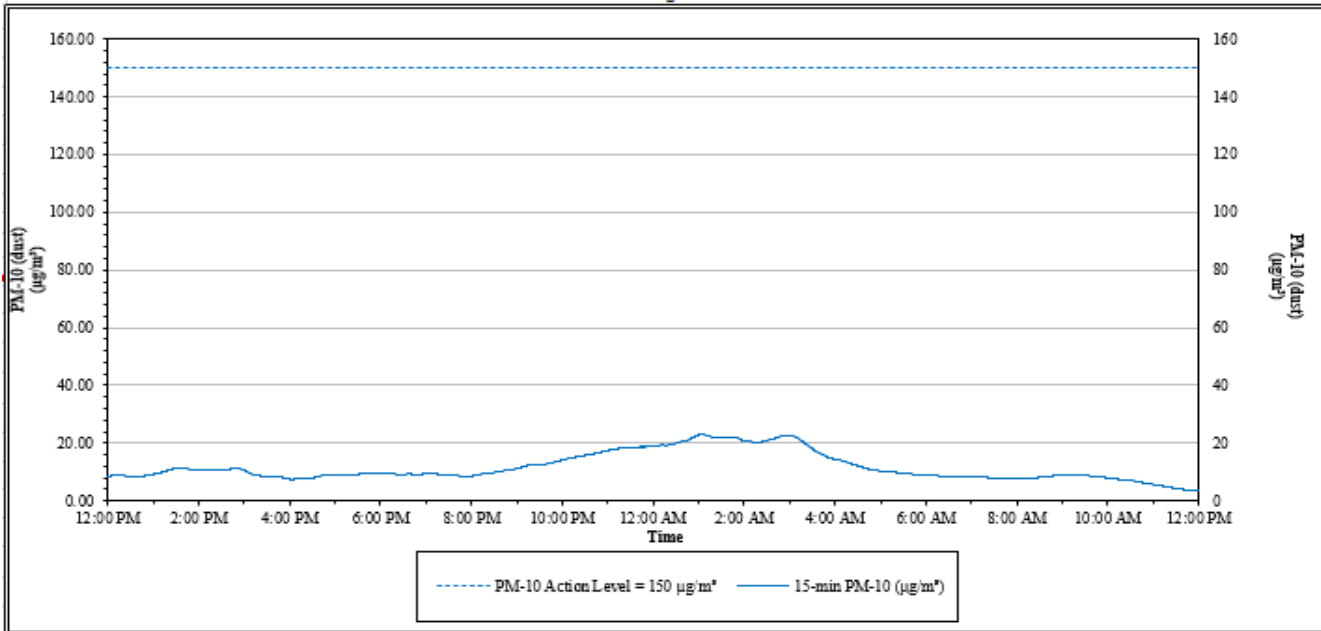


**House Street Property – Tree Cutting Activities  
1855 House Street NE  
Belmont, Plainfield Township, Michigan**

Date: 02/26/2023

Air Station: ST 4

**Perimeter Air Monitoring Station - ST 4**  
15-minute average concentrations

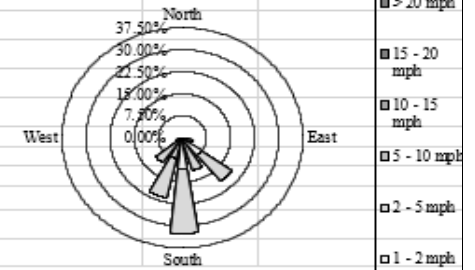


----- PM-10 Action Level = 150 µg/m³    ——— 15-min PM-10 (µg/m³)

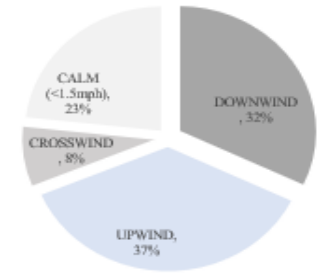
*Data Summary Statistics for Rolling 15 Minute Average*

<b>PM-10 min (µg/m³) =</b>	<b>3.52</b>
<b>PM-10 max (µg/m³) =</b>	<b>23.06</b>
<b>PM-10 24hr Avg (µg/m³) =</b>	<b>11.68</b>

**Wind Data Summary**



DOWNWIND	32%
UPWIND	37%
CROSSWIND	8%
CALM	23%
<b>TOTAL</b>	<b>100%</b>



Time	Result	Action
12:00 AM	Ongoing daily logging	No action required

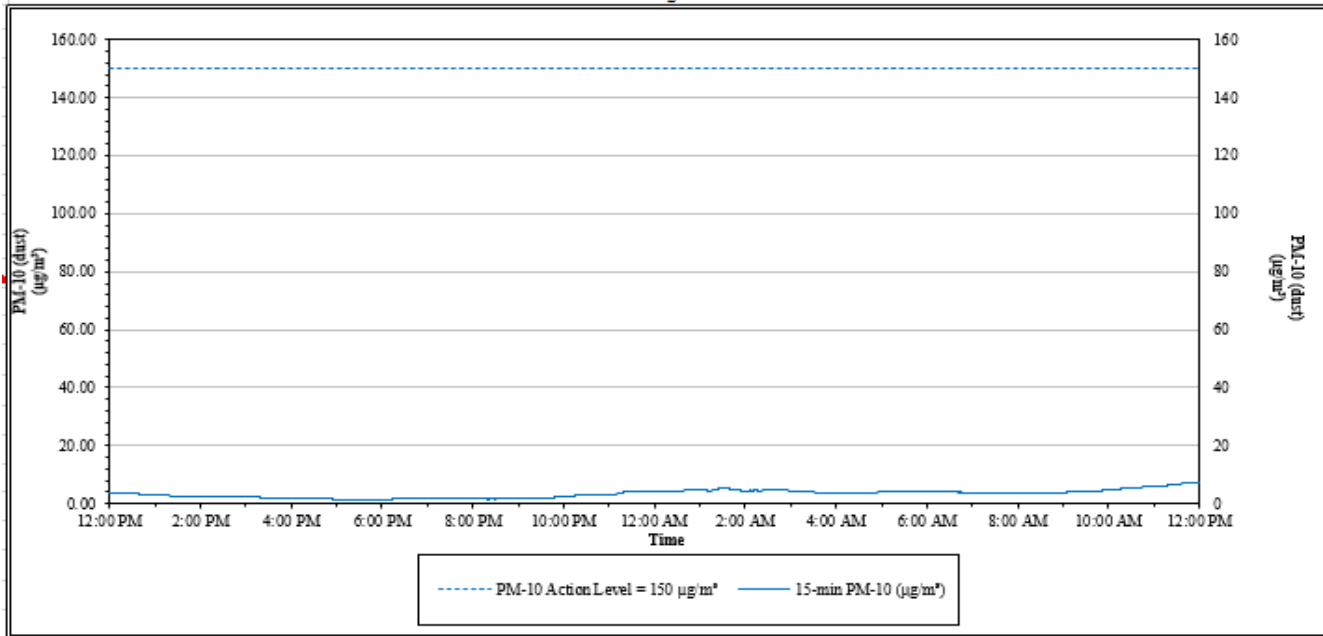


**House Street Property – Tree Cutting Activities  
1855 House Street NE  
Belmont, Plainfield Township, Michigan**

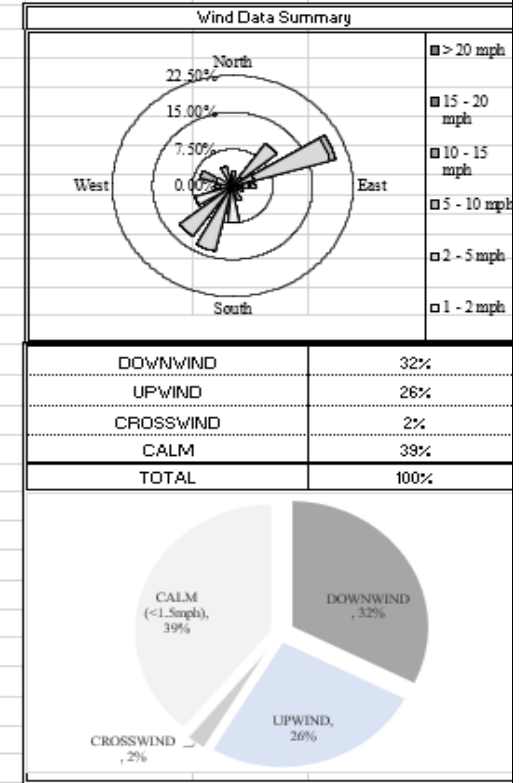
Date: 02/27/2023

Air Station: ST 4

**Perimeter Air Monitoring Station - ST 4**  
15-minute average concentrations



<i>Data Summary Statistics for Rolling 15 Minute Average</i>	
<b>PM-10 min (µg/m³) =</b>	<b>1.31</b>
<b>PM-10 max (µg/m³) =</b>	<b>7.30</b>
<b>PM-10 24hr Avg (µg/m³) =</b>	<b>3.40</b>



Time	Result	Action
12:00 AM	Ongoing daily logging	No action required

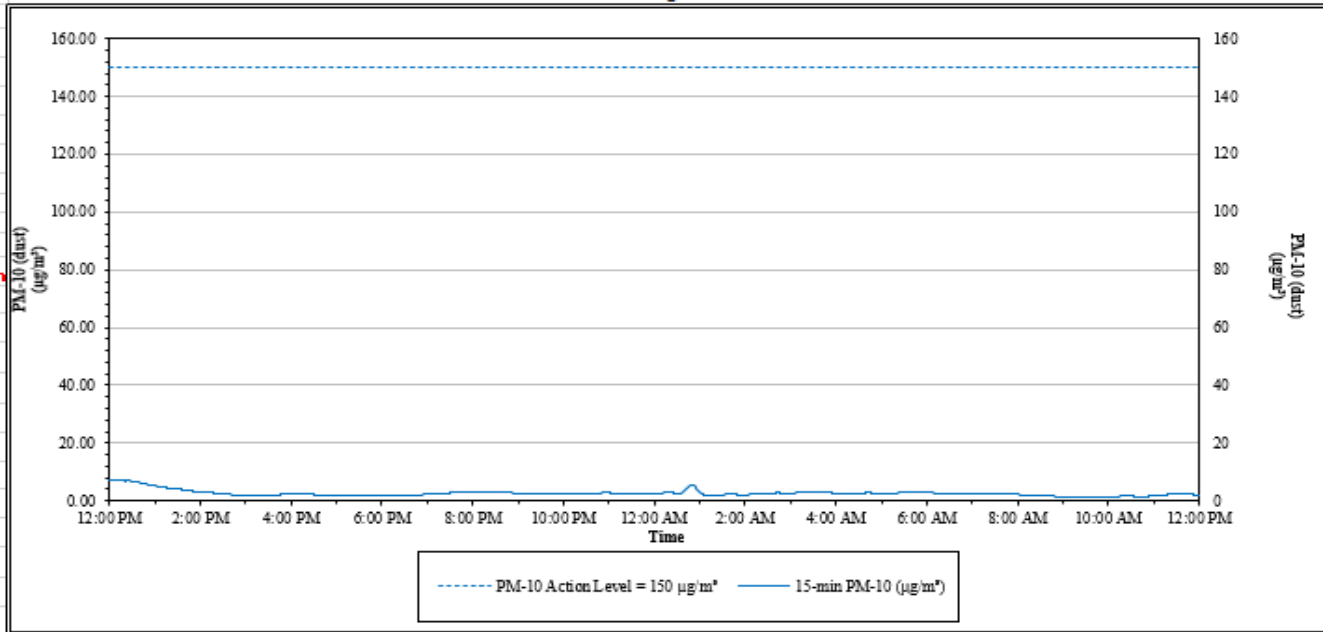


**House Street Property – Tree Cutting Activities  
1855 House Street NE  
Belmont, Plainfield Township, Michigan**

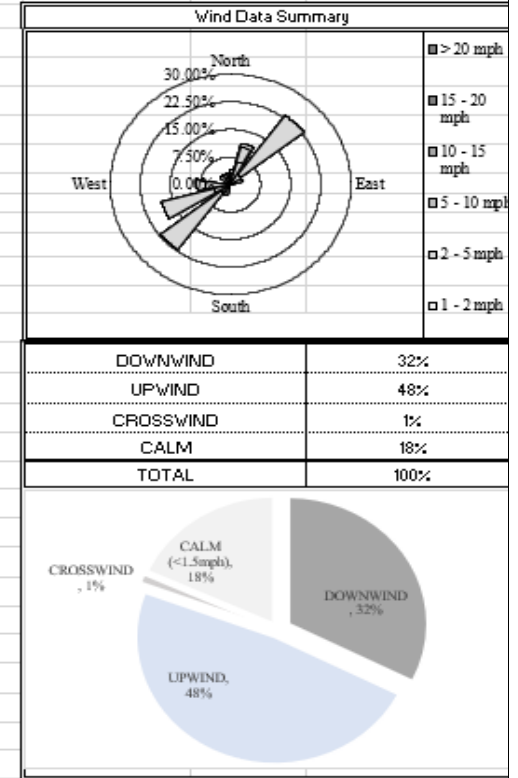
Date: 02/28/2023

Air Station: ST 4

**Perimeter Air Monitoring Station - ST 4**  
15-minute average concentrations



<i>Data Summary Statistics for Rolling 15 Minute Average</i>	
<b>PM-10 min (µg/m³) =</b>	<b>1.33</b>
<b>PM-10 max (µg/m³) =</b>	<b>7.37</b>
<b>PM-10 24hr Avg (µg/m³) =</b>	<b>2.62</b>



Time	Result	Action
12:00 AM	Ongoing daily logging	No action required

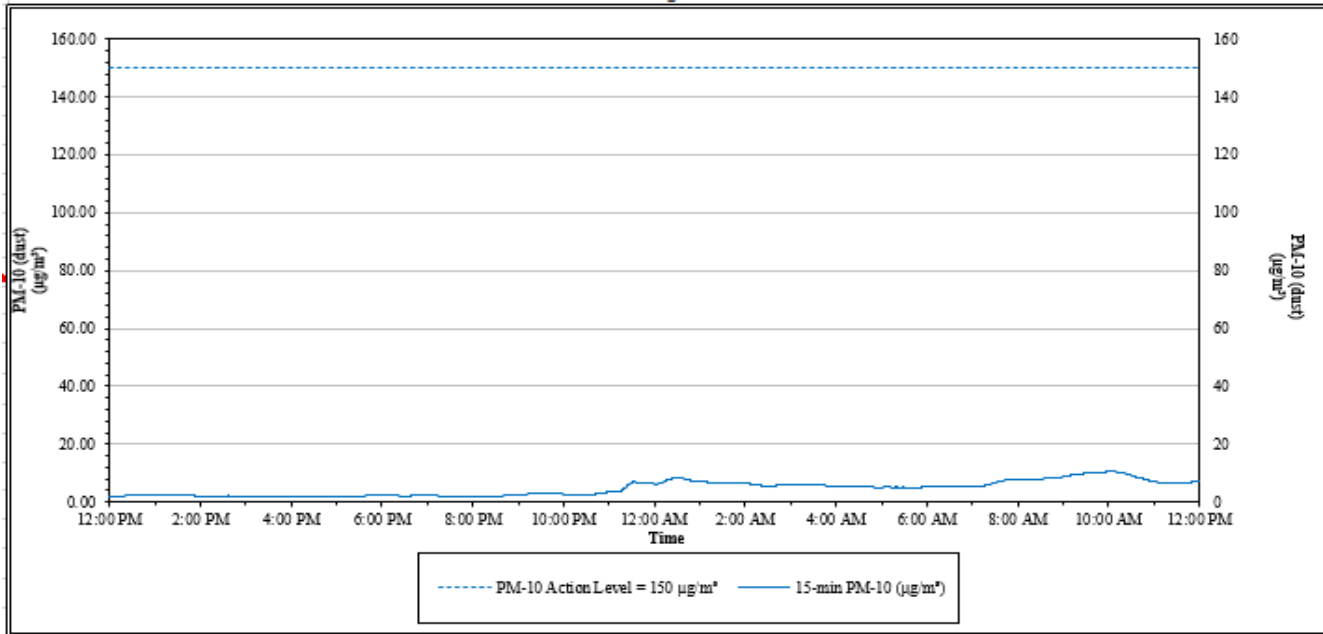


**House Street Property – Tree Cutting Activities  
1855 House Street NE  
Belmont, Plainfield Township, Michigan**

Date: 03/01/2023

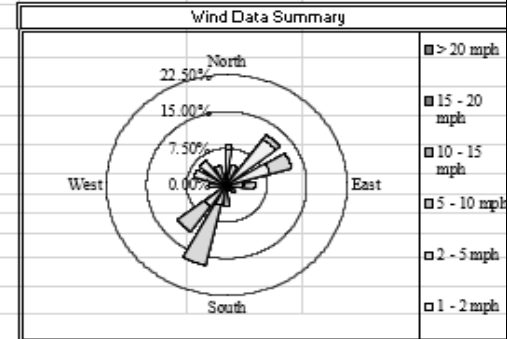
Air Station: ST 4

**Perimeter Air Monitoring Station - ST 4**  
15-minute average concentrations

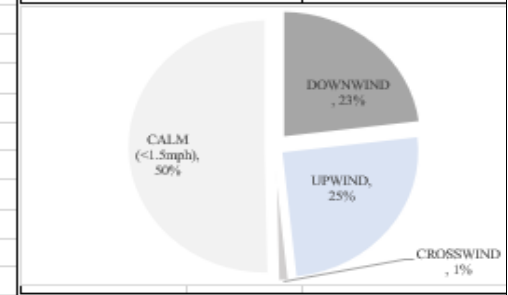


----- PM-10 Action Level = 150 µg/m³    — 15-min PM-10 (µg/m³)

<i>Data Summary Statistics for Rolling 15 Minute Average</i>	
<b>PM-10 min (µg/m³) =</b>	<b>1.73</b>
<b>PM-10 max (µg/m³) =</b>	<b>10.56</b>
<b>PM-10 24hr Avg (µg/m³) =</b>	<b>4.69</b>



DOWNWIND	23%
UPWIND	25%
CROSSWIND	1%
CALM	50%
<b>TOTAL</b>	<b>100%</b>



Time	Result	Action
12:00 AM	Ongoing daily logging	No action required

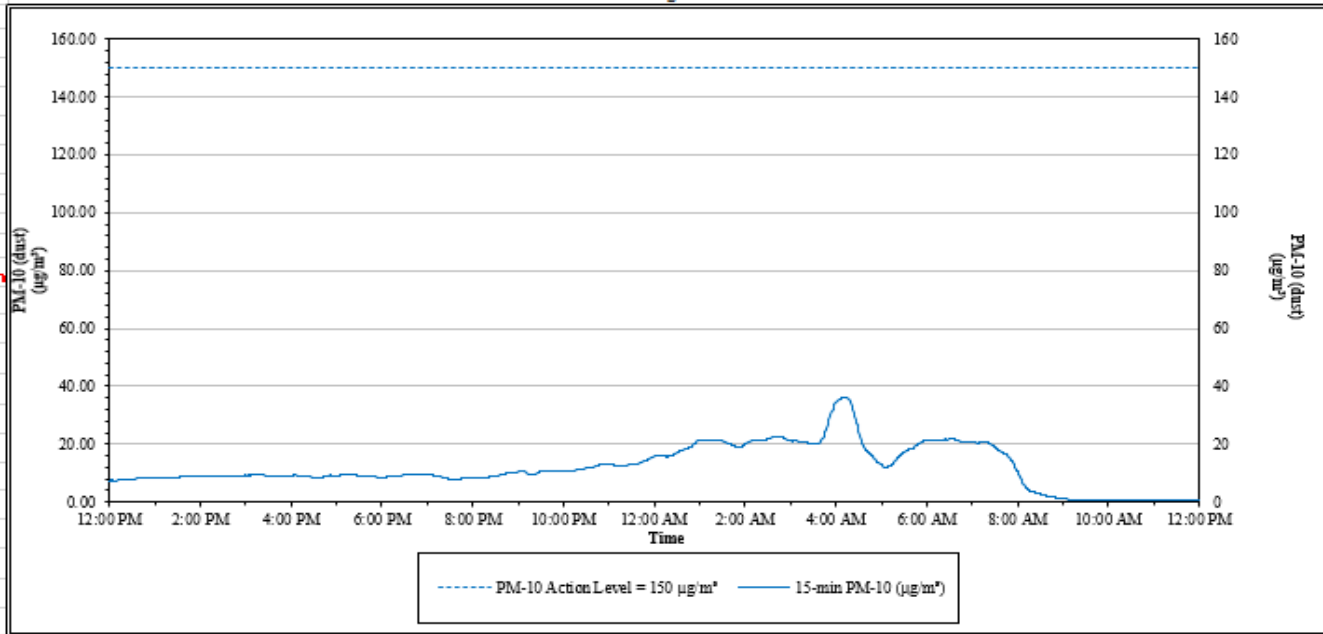


**House Street Property – Tree Cutting Activities  
1855 House Street NE  
Belmont, Plainfield Township, Michigan**

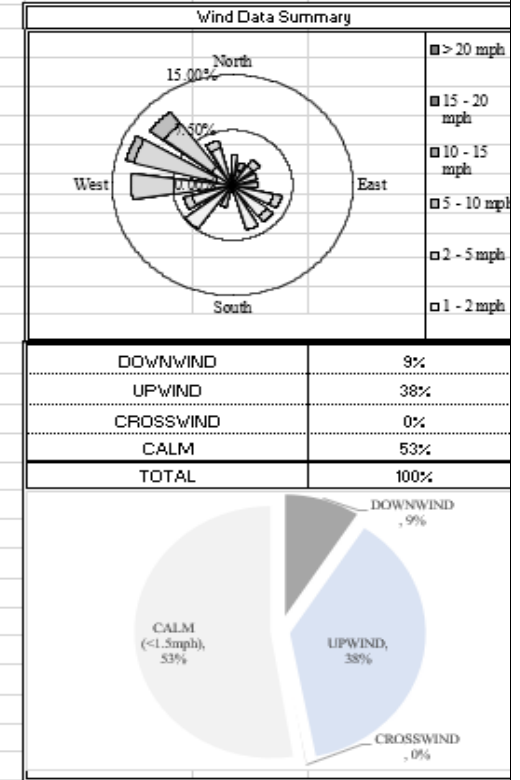
Date: 03/02/2023

Air Station: ST 4

**Perimeter Air Monitoring Station - ST 4**  
15-minute average concentrations



<i>Data Summary Statistics for Rolling 15 Minute Average</i>	
<b>PM-10 min (µg/m³) =</b>	<b>0.69</b>
<b>PM-10 max (µg/m³) =</b>	<b>36.26</b>
<b>PM-10 24hr Avg (µg/m³) =</b>	<b>11.89</b>



Time	Result	Action
12:00 AM	Ongoing daily logging	No action required

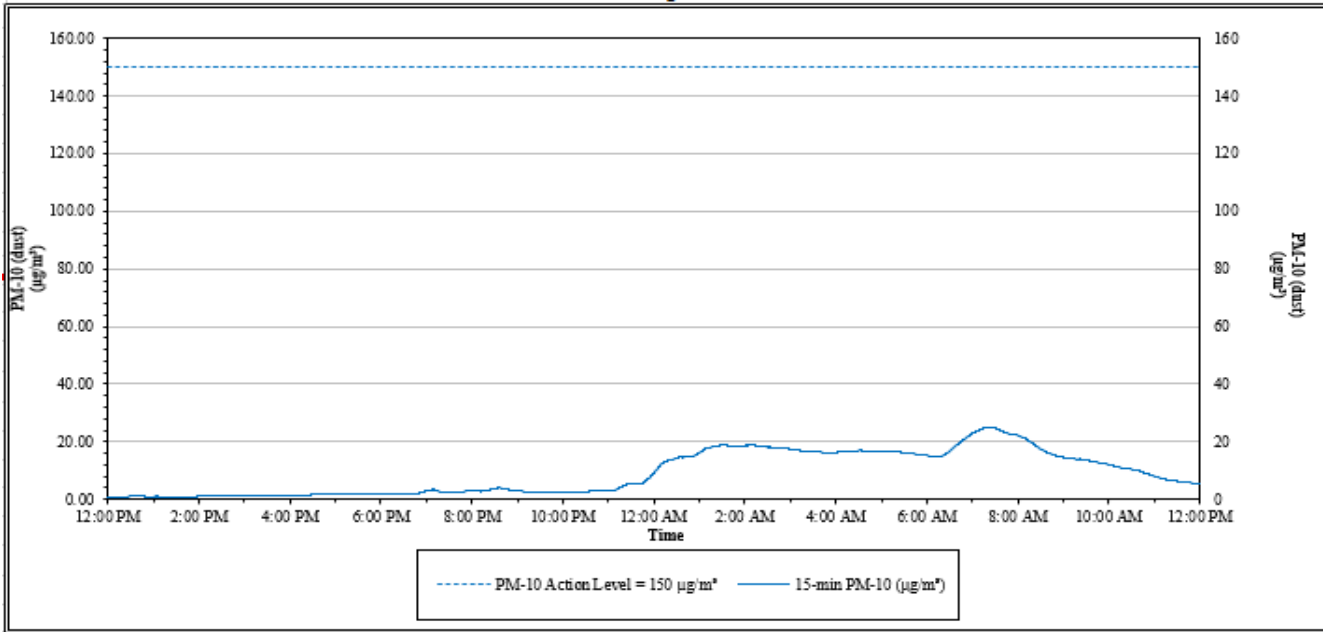


**House Street Property – Tree Cutting Activities  
1855 House Street NE  
Belmont, Plainfield Township, Michigan**

Date: 03/03/2023

Air Station: ST 4

**Perimeter Air Monitoring Station - ST 4**  
15-minute average concentrations

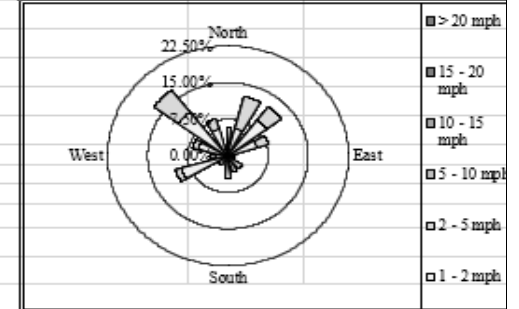


----- PM-10 Action Level = 150 µg/m³    — 15-min PM-10 (µg/m³)

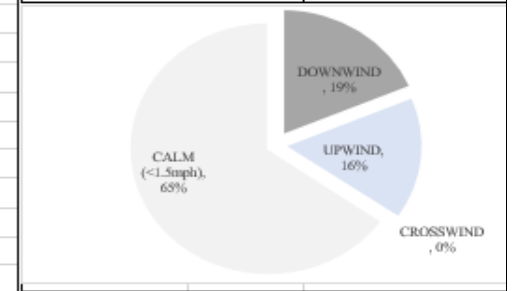
**Data Summary Statistics for Rolling 15 Minute Average**

<b>PM-10 min (µg/m³) =</b>	<b>0.82</b>
<b>PM-10 max (µg/m³) =</b>	<b>25.11</b>
<b>PM-10 24hr Avg (µg/m³) =</b>	<b>8.98</b>

**Wind Data Summary**



DOWNWIND	19%
UPWIND	16%
CROSSWIND	0%
CALM	65%
<b>TOTAL</b>	<b>100%</b>



Time	Result	Action
12:00 AM	Ongoing daily logging	No action required

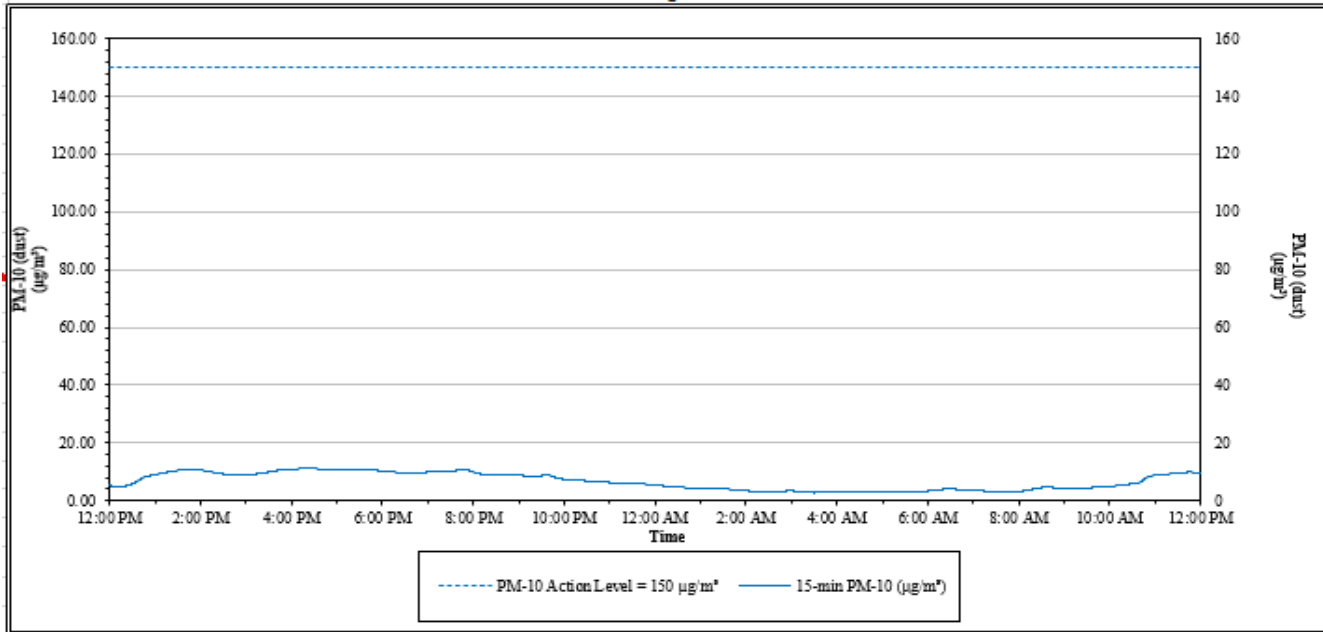


**House Street Property – Tree Cutting Activities  
1855 House Street NE  
Belmont, Plainfield Township, Michigan**

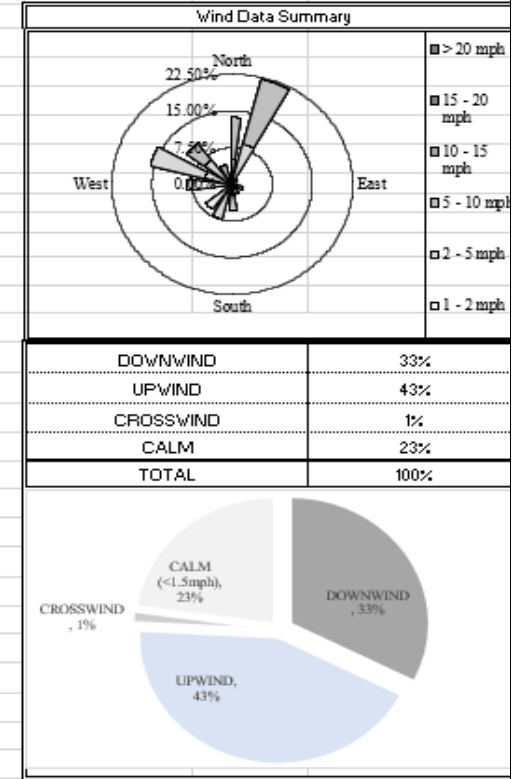
Date: 03/04/2023

Air Station: ST 4

**Perimeter Air Monitoring Station - ST 4**  
15-minute average concentrations



<i>Data Summary Statistics for Rolling 15 Minute Average</i>	
<b>PM-10 min (µg/m³) =</b>	<b>2.77</b>
<b>PM-10 max (µg/m³) =</b>	<b>11.25</b>
<b>PM-10 24hr Avg (µg/m³) =</b>	<b>6.69</b>



Time	Result	Action
12:00 AM	Ongoing daily logging	No action required