

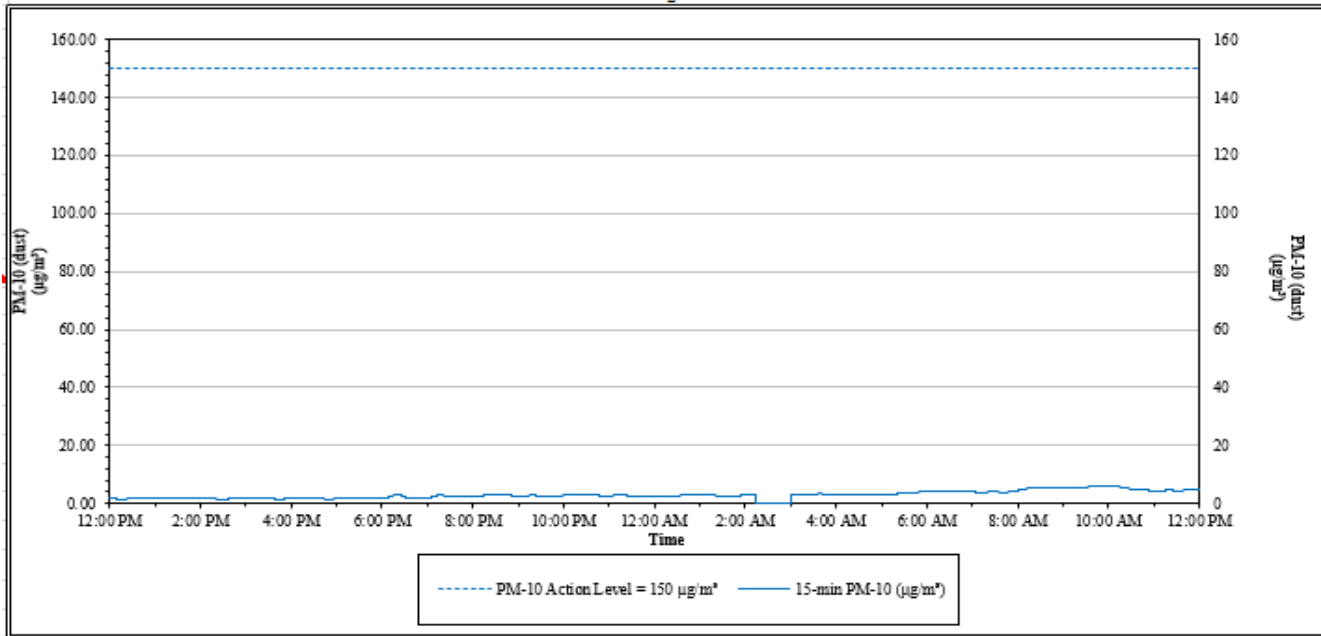


House Street Property – Tree Cutting Activities
1855 House Street NE
Belmont, Plainfield Township, Michigan

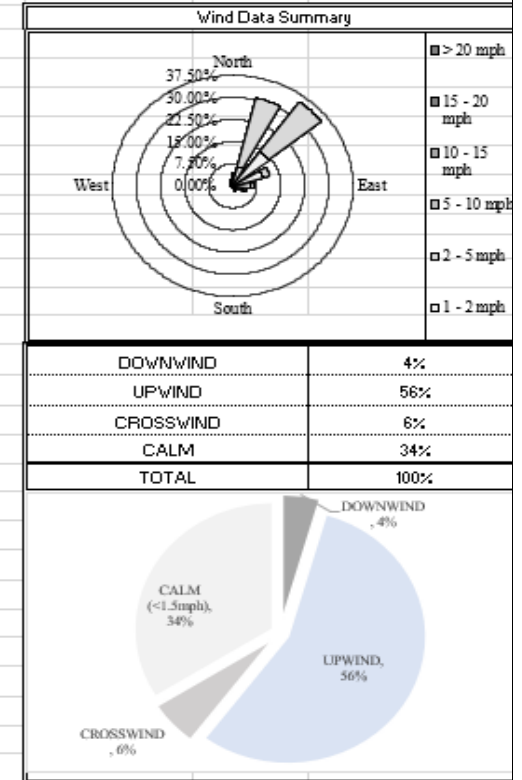
Date: 03/12/2023

Air Station: ST 1

Perimeter Air Monitoring Station - ST 1
 15-minute average concentrations



<i>Data Summary Statistics for Rolling 15 Minute Average</i>	
PM-10 min =	1.52
PM-10 max =	6.04
PM-10 24hr Avg =	3.08



Time	Result	Action
12:00 AM	Ongoing daily logging	No action required
2:00 AM to 3:00 AM	Gap in data recording	This gap represents the adjustment due to daylight savings.

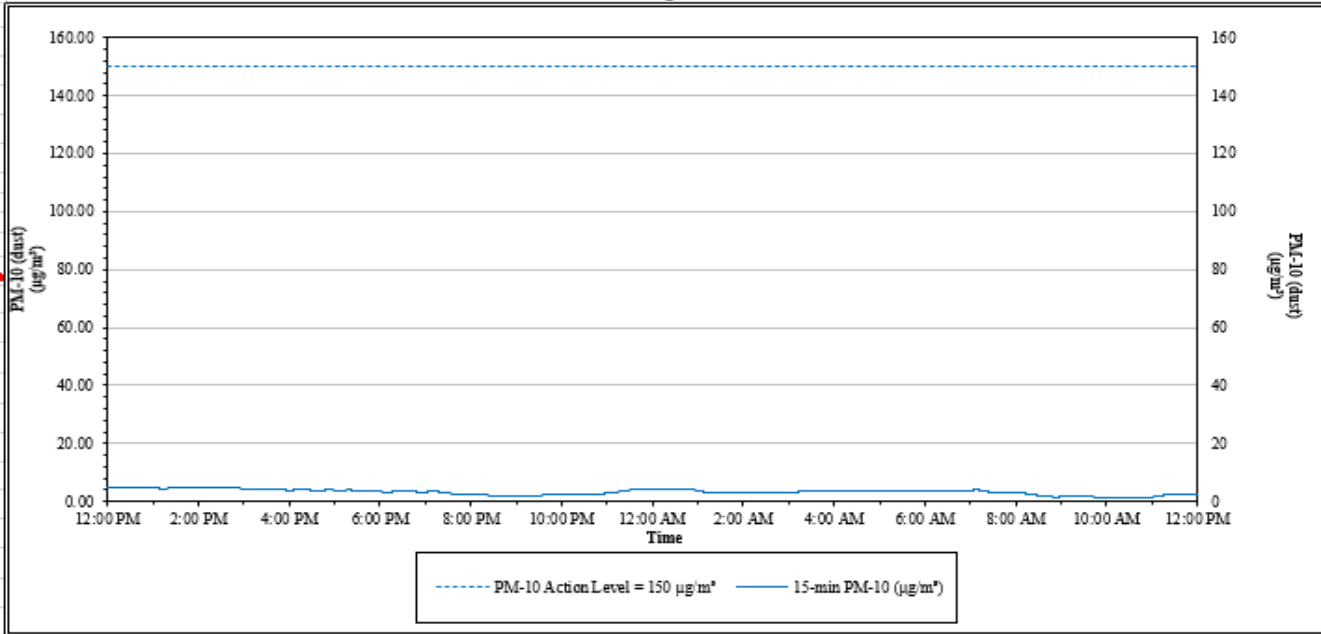


House Street Property – Tree Cutting Activities
1855 House Street NE
Belmont, Plainfield Township, Michigan

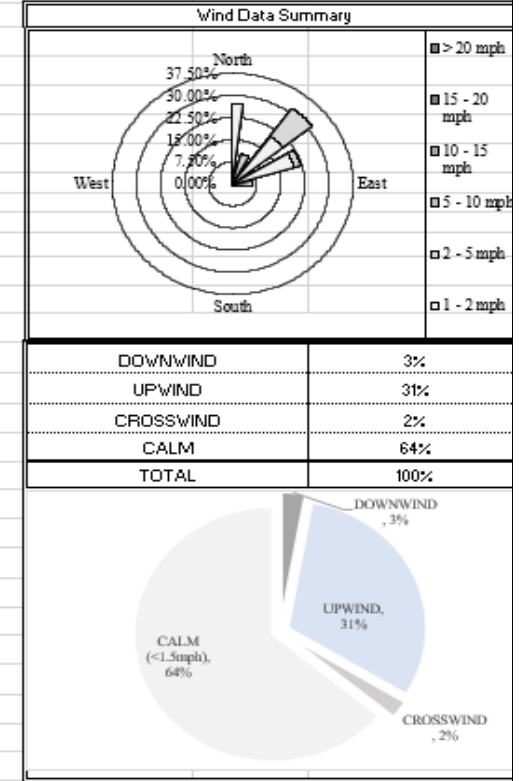
Date: 03/13/2023

Air Station: ST 1

Perimeter Air Monitoring Station - ST 1
 15-minute average concentrations



<i>Data Summary Statistics for Rolling 15 Minute Average</i>	
PM-10 min =	1.06
PM-10 max =	5.12
PM-10 24hr Avg =	3.27



Time	Result	Action
12:00 AM	Ongoing daily logging	No action required

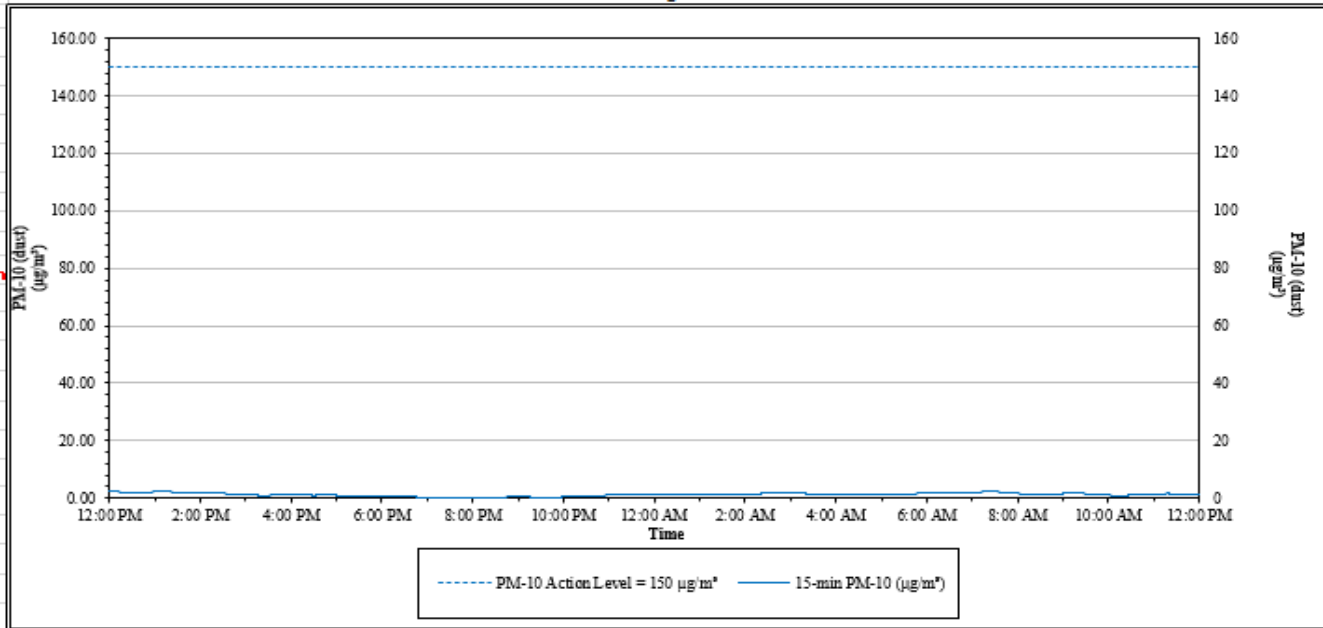


**House Street Property – Tree Cutting Activities
1855 House Street NE
Belmont, Plainfield Township, Michigan**

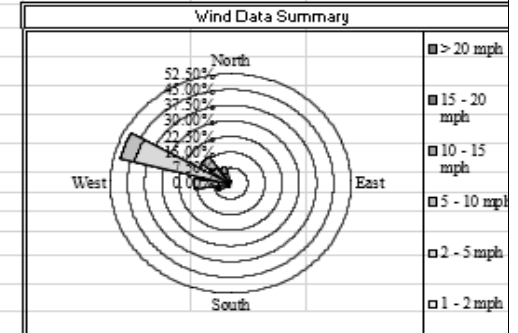
Date: 03/14/2023

Air Station: ST 1

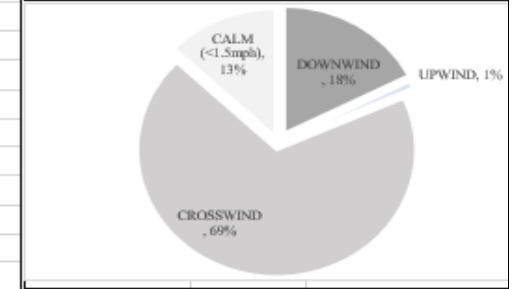
Perimeter Air Monitoring Station - ST 1
15-minute average concentrations



<i>Data Summary Statistics for Rolling 15 Minute Average</i>	
PM-10 min =	0.00
PM-10 max =	2.52
PM-10 24hr Avg =	1.26



DOWNWIND	18%
UPWIND	1%
CROSSWIND	63%
CALM	13%
TOTAL	100%



Time	Result	Action
12:00 AM	Ongoing daily logging	No action required

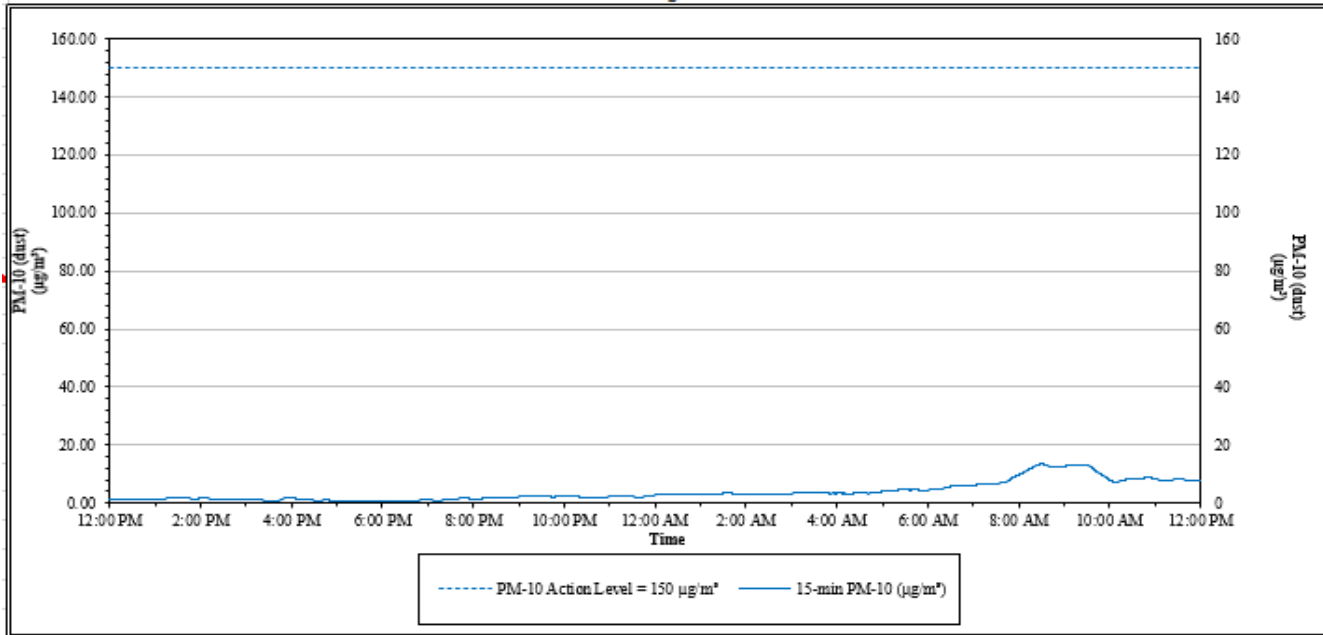


**House Street Property – Tree Cutting Activities
1855 House Street NE
Belmont, Plainfield Township, Michigan**

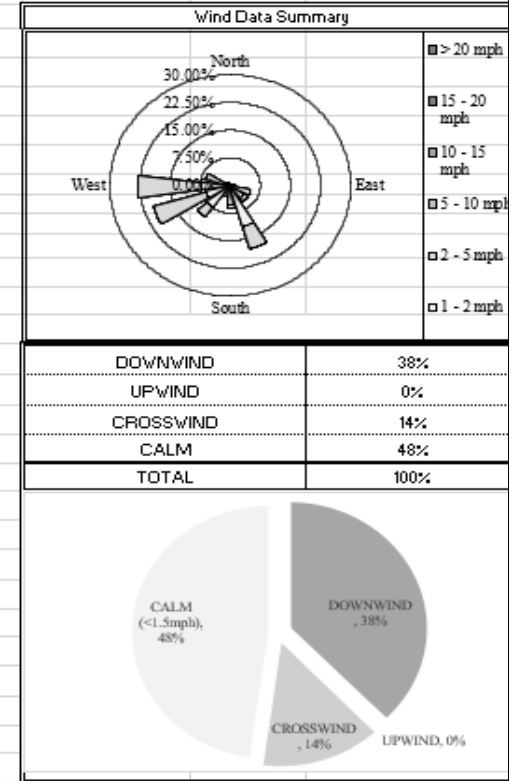
Date: 03/15/2023

Air Station: ST 1

Perimeter Air Monitoring Station - ST 1
15-minute average concentrations



<i>Data Summary Statistics for Rolling 15 Minute Average</i>	
PM-10 min =	0.69
PM-10 max =	13.52
PM-10 24hr Avg =	3.84



Time	Result	Action
12:00 AM	Ongoing daily logging	No action required

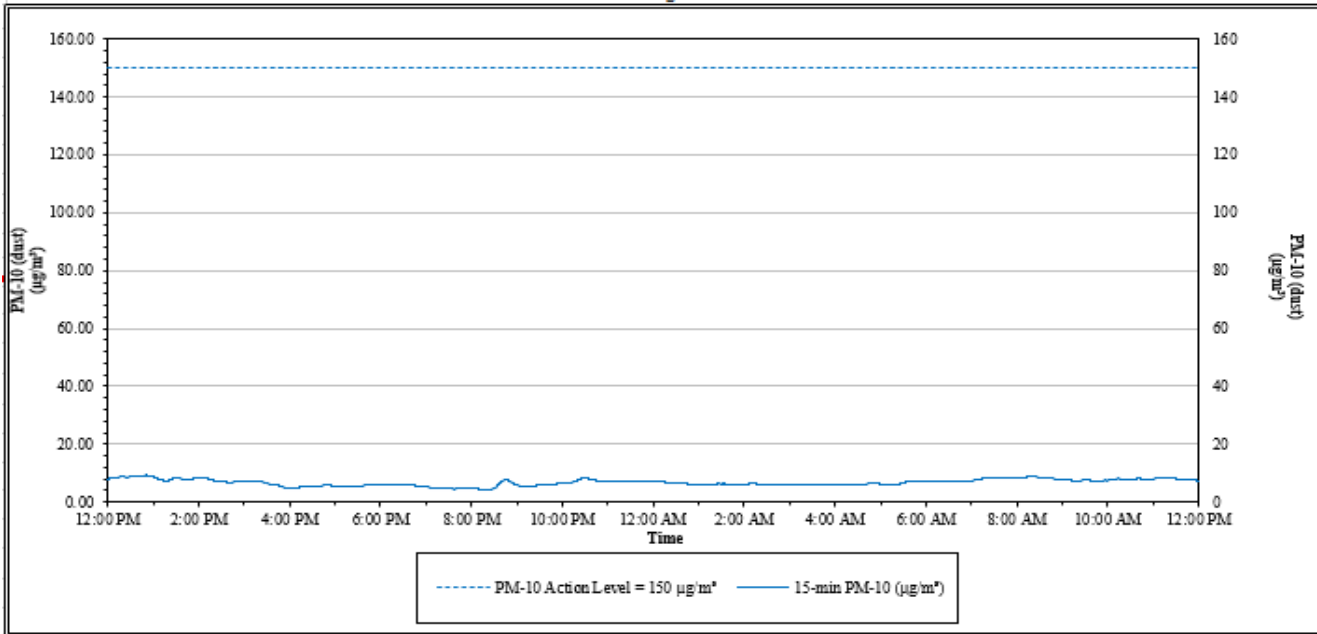


House Street Property – Tree Cutting Activities
1855 House Street NE
Belmont, Plainfield Township, Michigan

Date: 03/16/2023

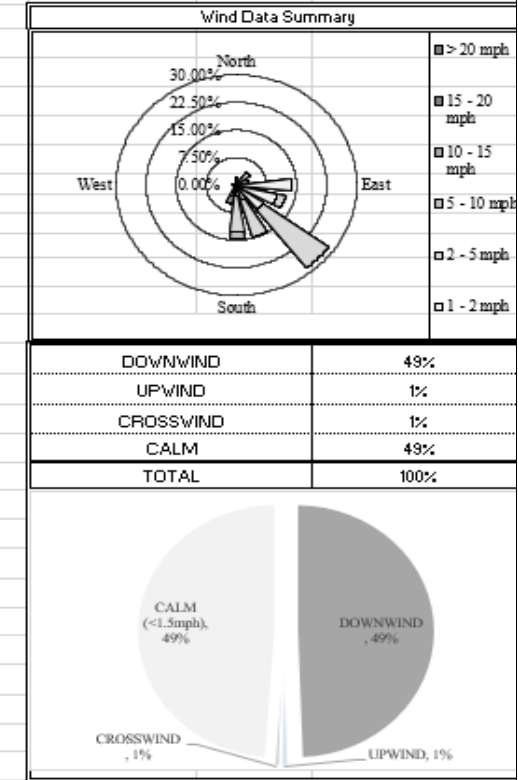
Air Station: ST 1

Perimeter Air Monitoring Station - ST 1
 15-minute average concentrations



----- PM-10 Action Level = 150 $\mu\text{g}/\text{m}^3$ — 15-min PM-10 ($\mu\text{g}/\text{m}^3$)

<i>Data Summary Statistics for Rolling 15 Minute Average</i>	
PM-10 min =	4.47
PM-10 max =	9.28
PM-10 24hr Avg =	6.81



Time	Result	Action
12:00 AM	Ongoing daily logging	No action required

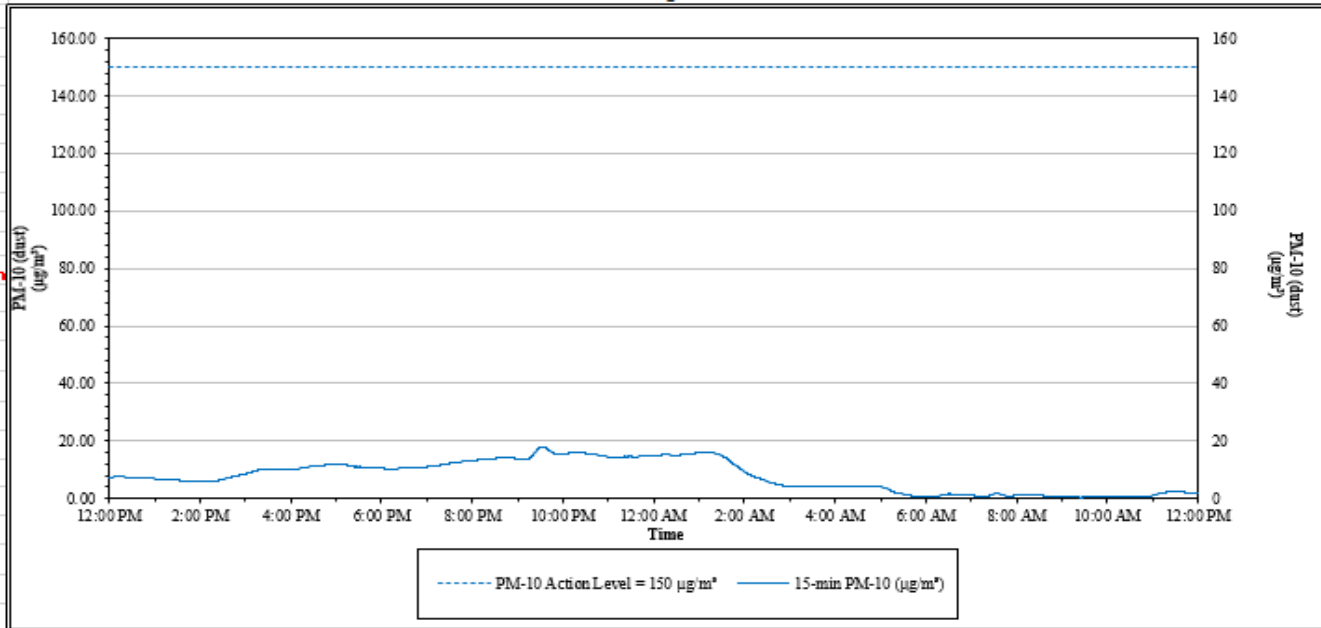


**House Street Property – Tree Cutting Activities
1855 House Street NE
Belmont, Plainfield Township, Michigan**

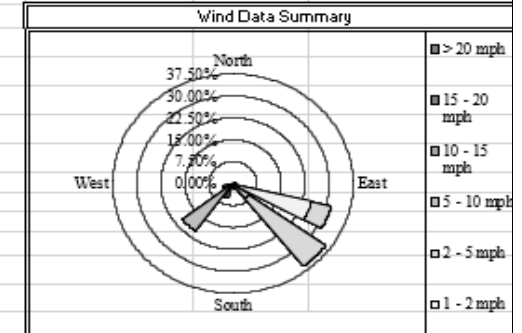
Date: 03/17/2023

Air Station: ST 1

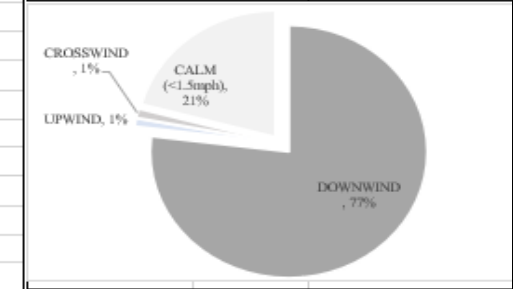
Perimeter Air Monitoring Station - ST 1
15-minute average concentrations



<i>Data Summary Statistics for Rolling 15 Minute Average</i>	
PM-10 min =	0.40
PM-10 max =	17.96
PM-10 24hr Avg =	7.83



DOWNWIND	77%
UPWIND	1%
CROSSWIND	1%
CALM	21%
TOTAL	100%



Time	Result	Action
12:00 AM	Ongoing daily logging	No action required

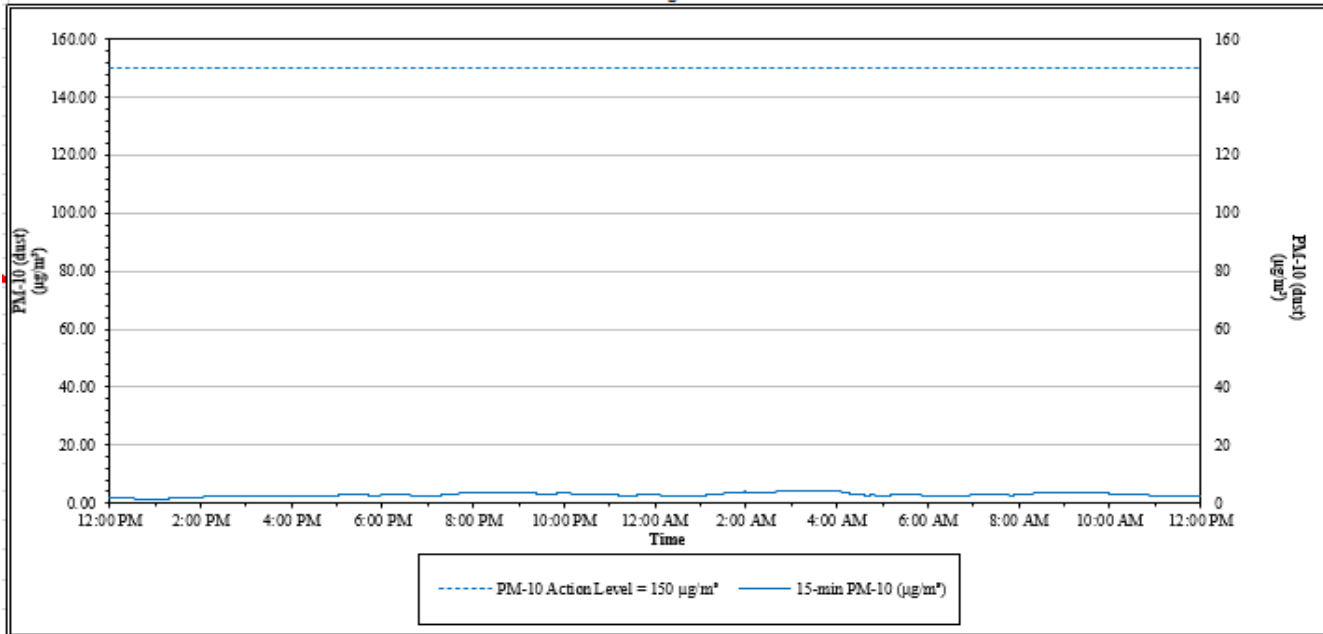


**House Street Property – Tree Cutting Activities
1855 House Street NE
Belmont, Plainfield Township, Michigan**

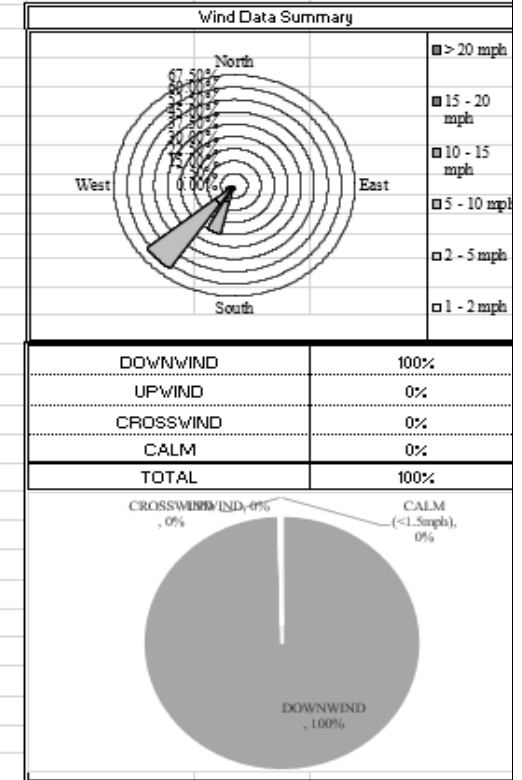
Date: 03/18/2023

Air Station: ST 1

Perimeter Air Monitoring Station - ST 1
15-minute average concentrations



<i>Data Summary Statistics for Rolling 15 Minute Average</i>	
PM-10 min =	1.35
PM-10 max =	4.25
PM-10 24hr Avg =	2.94



Time	Result	Action
12:00 AM	Ongoing daily logging	No action required