

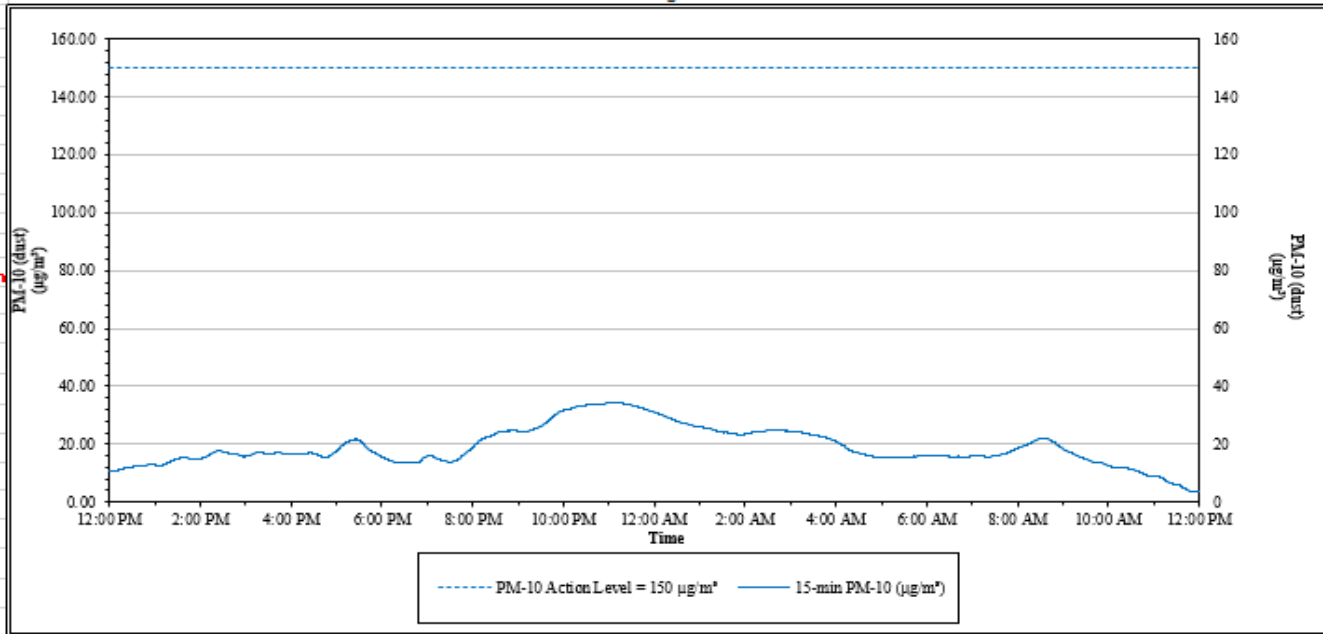


**House Street Property – Tree Cutting Activities
1855 House Street NE
Belmont, Plainfield Township, Michigan**

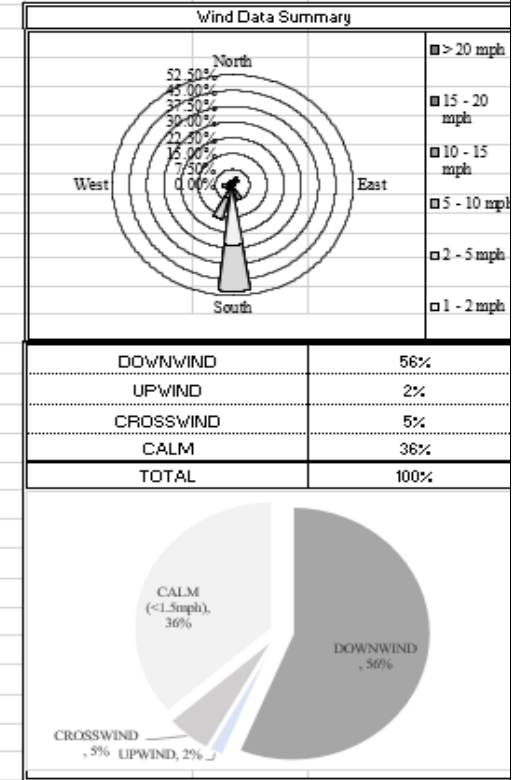
Date: 03/05/2023

Air Station: ST 1

Perimeter Air Monitoring Station - ST 1
15-minute average concentrations



<i>Data Summary Statistics for Rolling 15 Minute Average</i>	
PM-10 min =	3.51
PM-10 max =	34.20
PM-10 24hr Avg =	19.16



Time	Result	Action
12:00 AM	Ongoing daily logging	No action required

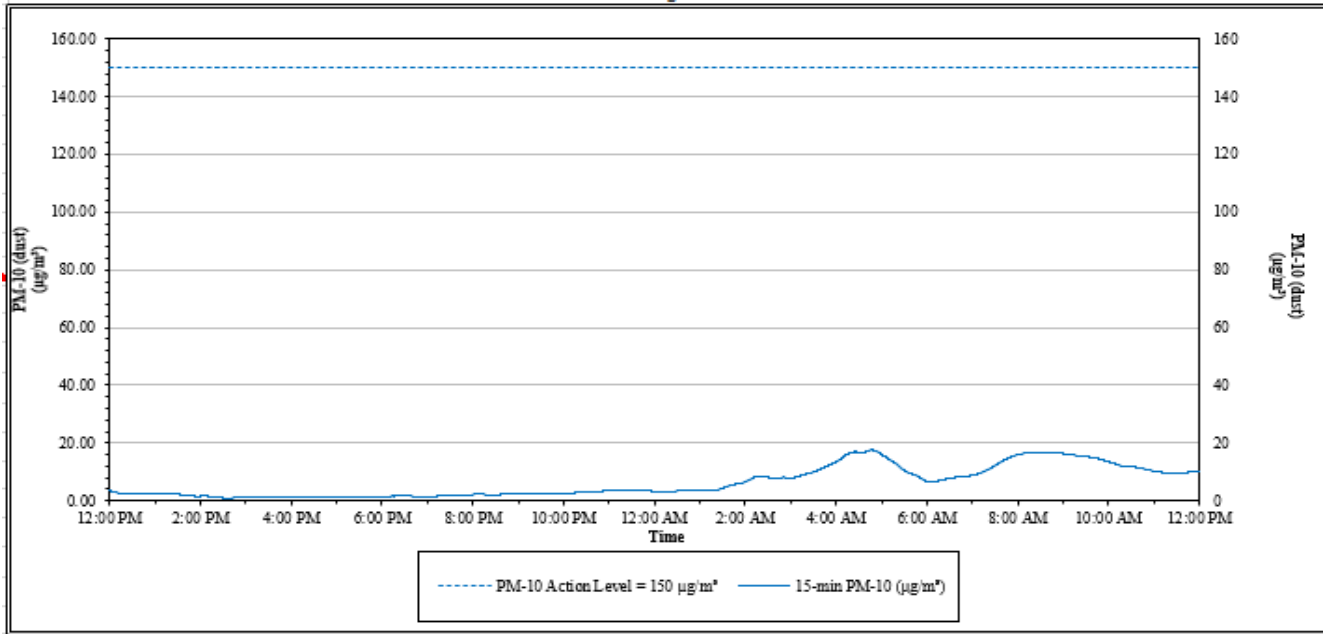


**House Street Property – Tree Cutting Activities
1855 House Street NE
Belmont, Plainfield Township, Michigan**

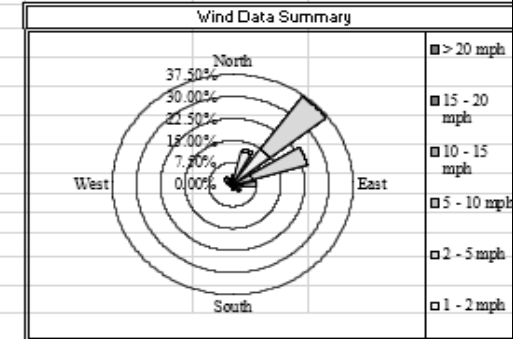
Date: 03/06/2023

Air Station: ST 1

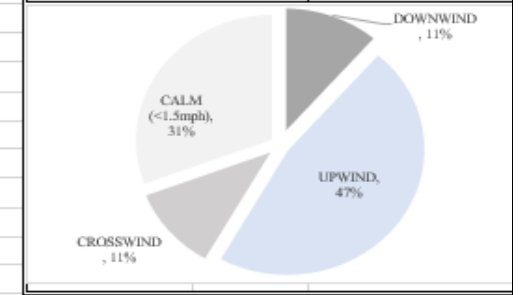
Perimeter Air Monitoring Station - ST 1
15-minute average concentrations



<i>Data Summary Statistics for Rolling 15 Minute Average</i>	
PM-10 min =	0.91
PM-10 max =	17.58
PM-10 24hr Avg =	6.31



DOWNWIND	11%
UPWIND	47%
CROSSWIND	11%
CALM	31%
TOTAL	100%



Time	Result	Action
12:00 AM	Ongoing daily logging	No action required

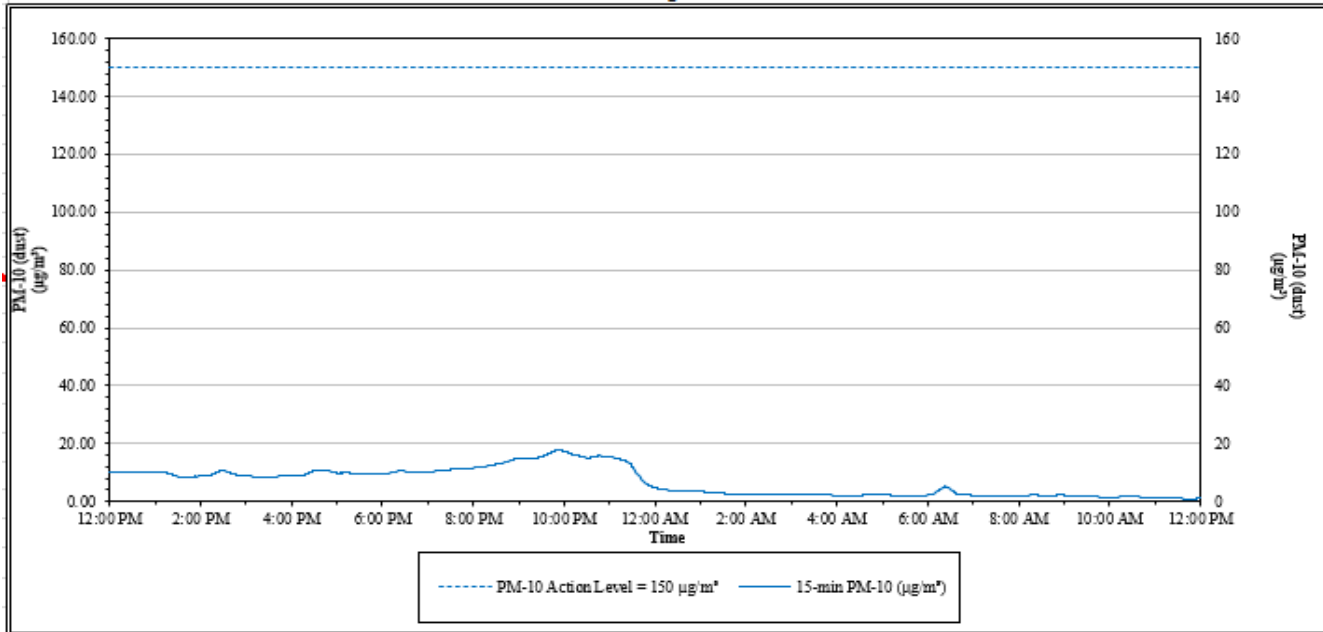


House Street Property – Tree Cutting Activities
1855 House Street NE
Belmont, Plainfield Township, Michigan

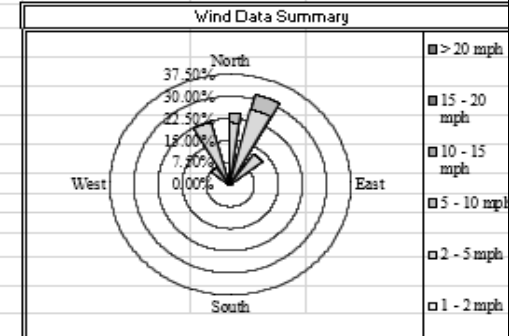
Date: 03/07/2023

Air Station: ST 1

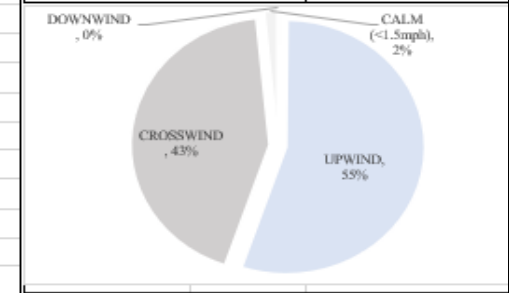
Perimeter Air Monitoring Station - ST 1
 15-minute average concentrations



<i>Data Summary Statistics for Rolling 15 Minute Average</i>	
PM-10 min =	0.78
PM-10 max =	17.73
PM-10 24hr Avg =	6.73



DOWNWIND	0%
UPWIND	55%
CROSSWIND	43%
CALM	2%
TOTAL	100%



Time	Result	Action
12:00 AM	Ongoing daily logging	No action required

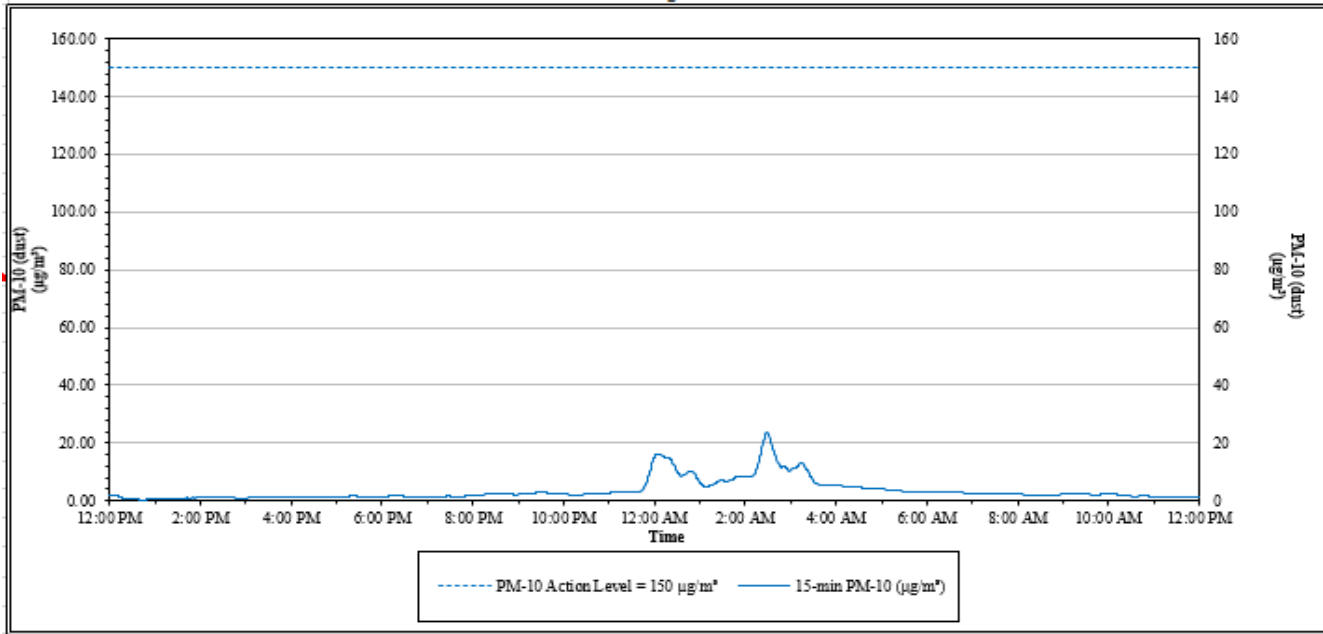


**House Street Property – Tree Cutting Activities
1855 House Street NE
Belmont, Plainfield Township, Michigan**

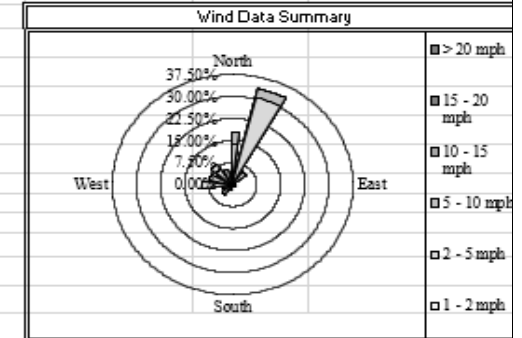
Date: 03/08/2023

Air Station: ST 1

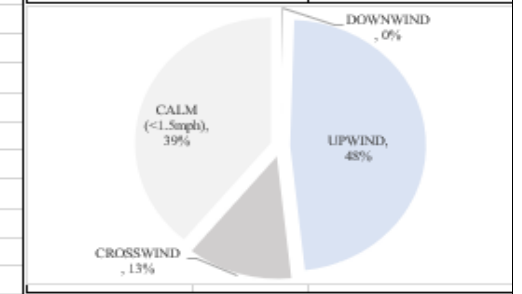
Perimeter Air Monitoring Station - ST 1
15-minute average concentrations



<i>Data Summary Statistics for Rolling 15 Minute Average</i>	
PM-10 min =	0.35
PM-10 max =	23.67
PM-10 24hr Avg =	3.48



DOWNWIND	0%
UPWIND	48%
CROSSWIND	13%
CALM	39%
TOTAL	100%



Time	Result	Action
12:00 AM	Ongoing daily logging	No action required

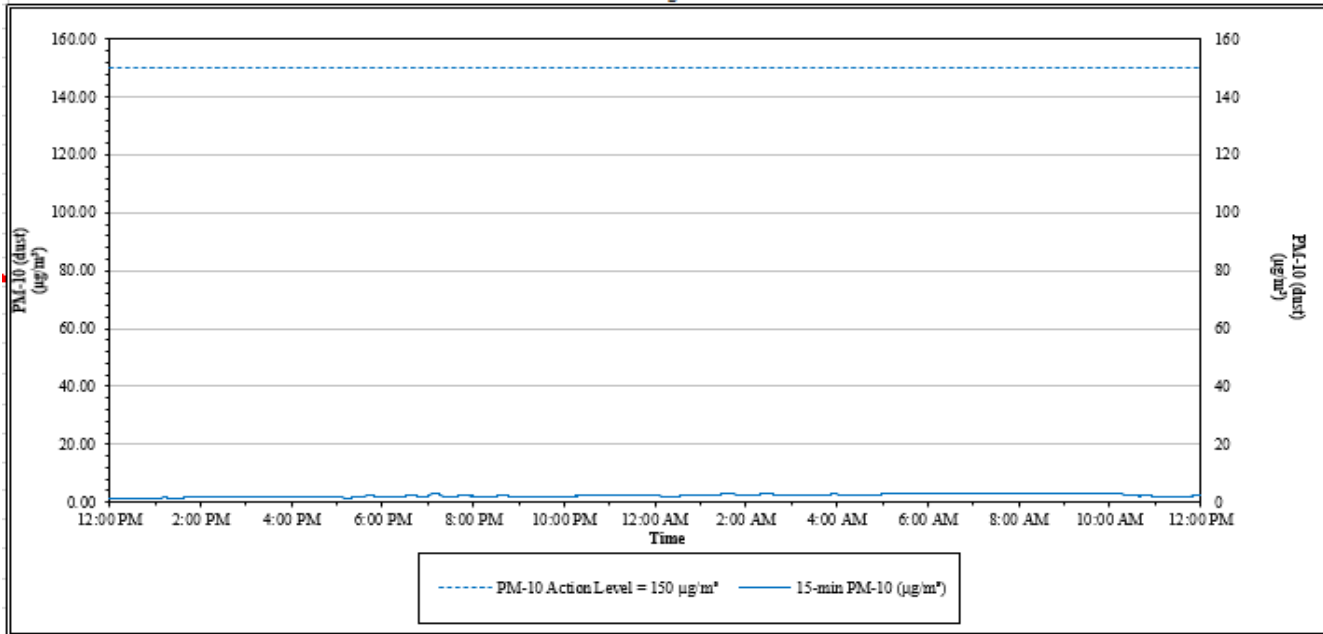


**House Street Property – Tree Cutting Activities
1855 House Street NE
Belmont, Plainfield Township, Michigan**

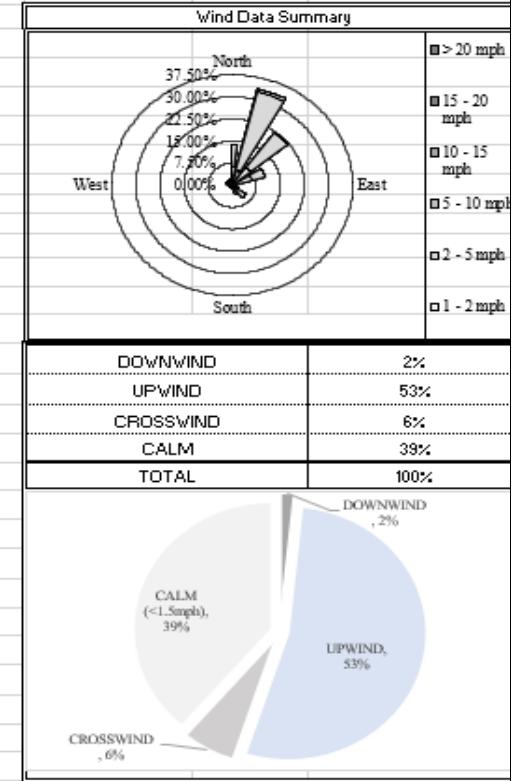
Date: 03/09/2023

Air Station: ST 1

Perimeter Air Monitoring Station - ST 1
15-minute average concentrations



<i>Data Summary Statistics for Rolling 15 Minute Average</i>	
PM-10 min =	1.27
PM-10 max =	3.33
PM-10 24hr Avg =	2.34



Time	Result	Action
12:00 AM	Ongoing daily logging	No action required

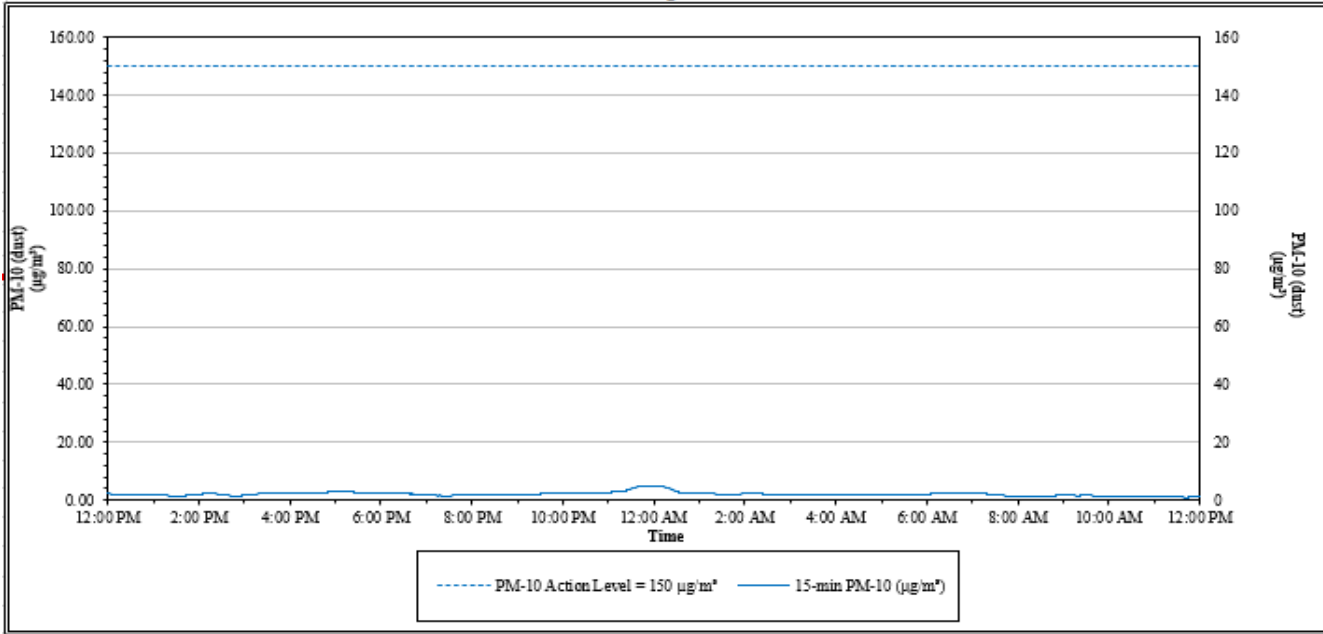


House Street Property – Tree Cutting Activities
1855 House Street NE
Belmont, Plainfield Township, Michigan

Date: 03/10/2023

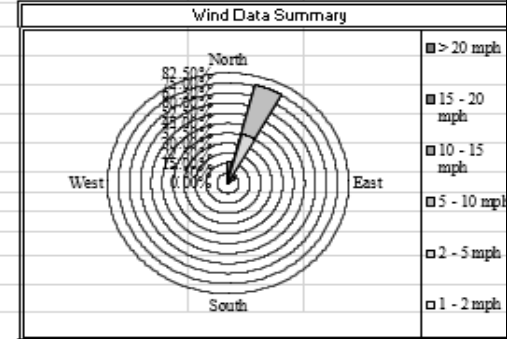
Air Station: ST 1

Perimeter Air Monitoring Station - ST 1
 15-minute average concentrations

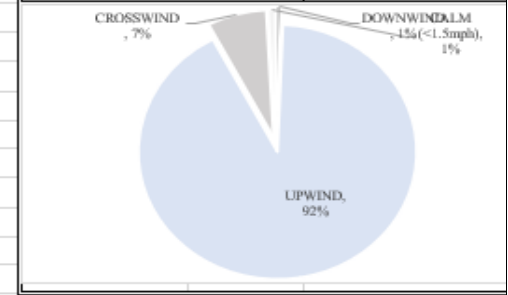


----- PM-10 Action Level = 150 µg/m³ — 15-min PM-10 (µg/m³)

<i>Data Summary Statistics for Rolling 15 Minute Average</i>	
PM-10 min =	0.95
PM-10 max =	5.08
PM-10 24hr Avg =	2.14



DOWNWIND	1%
UPWIND	92%
CROSSWIND	7%
CALM	1%
TOTAL	100%



Time	Result	Action
12:00 AM	Ongoing daily logging	No action required

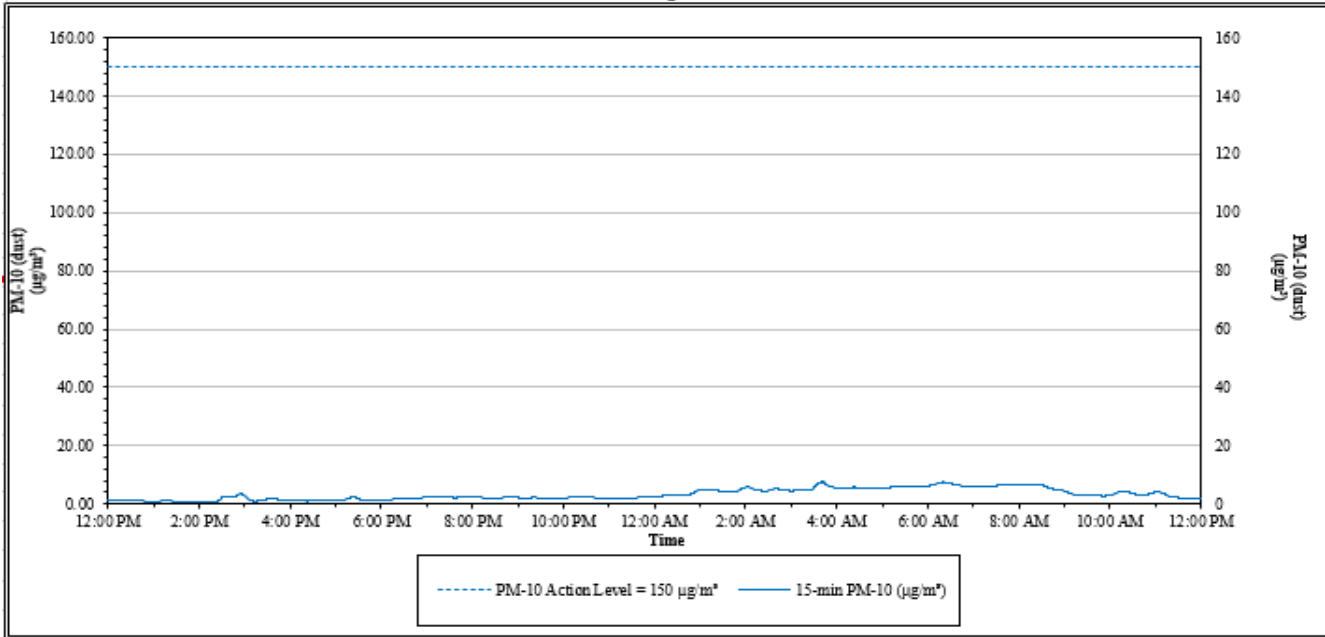


**House Street Property – Tree Cutting Activities
1855 House Street NE
Belmont, Plainfield Township, Michigan**

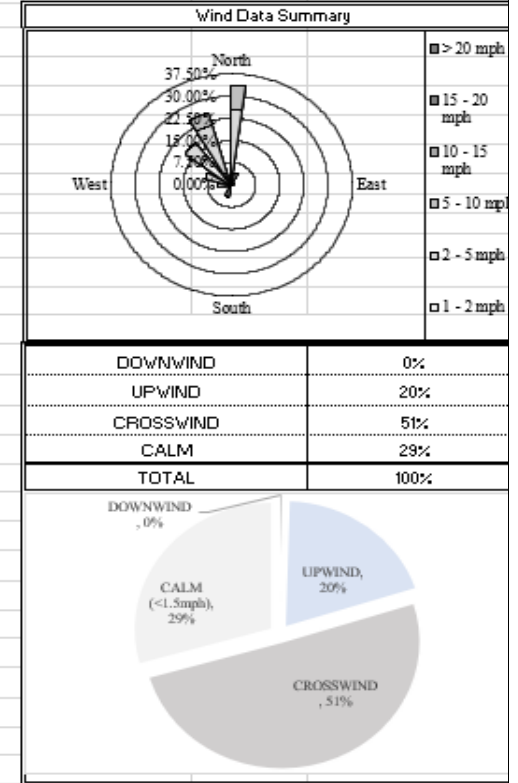
Date: 03/11/2023

Air Station: ST 1

Perimeter Air Monitoring Station - ST 1
15-minute average concentrations



<i>Data Summary Statistics for Rolling 15 Minute Average</i>	
PM-10 min =	0.66
PM-10 max =	7.53
PM-10 24hr Avg =	3.28



Time	Result	Action
12:00 AM	Ongoing daily logging	No action required