

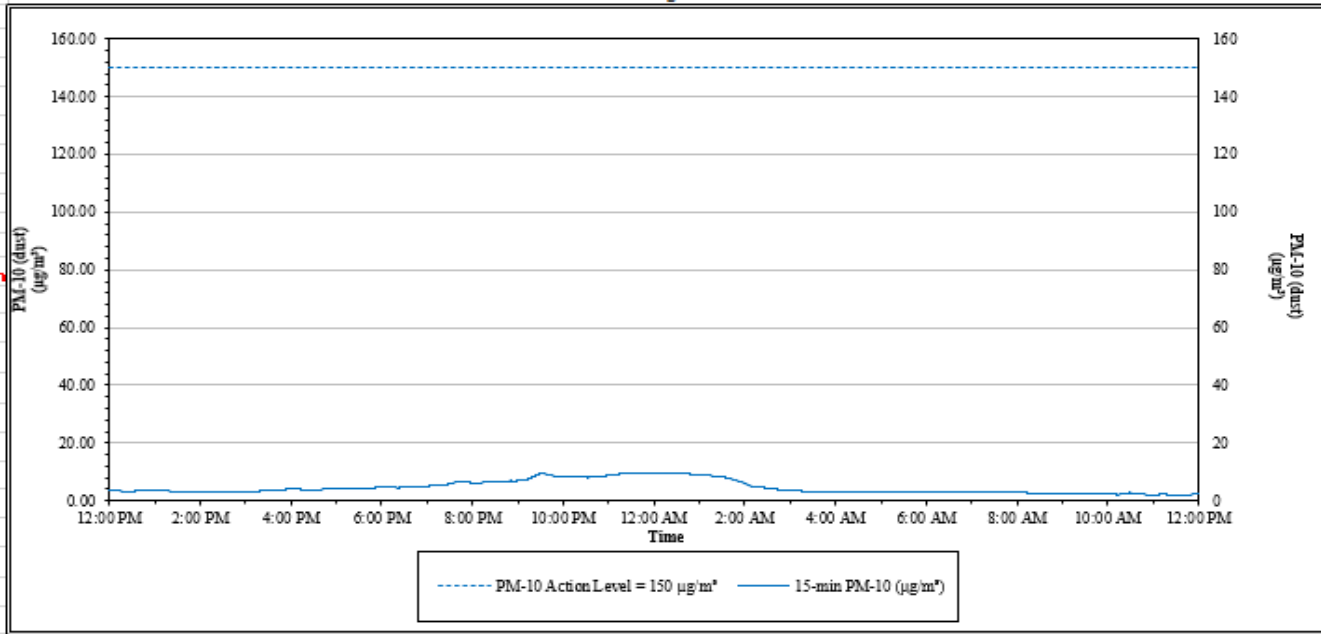


House Street Property – Tree Cutting Activities
1855 House Street NE
Belmont, Plainfield Township, Michigan

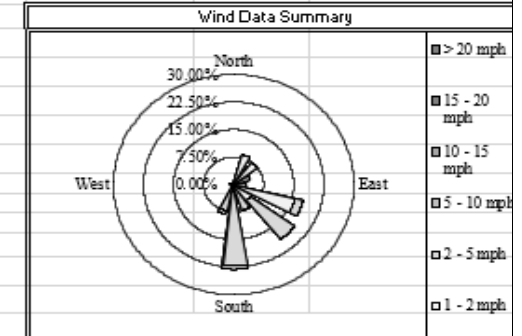
Date: 02/19/2023

Air Station: ST 1

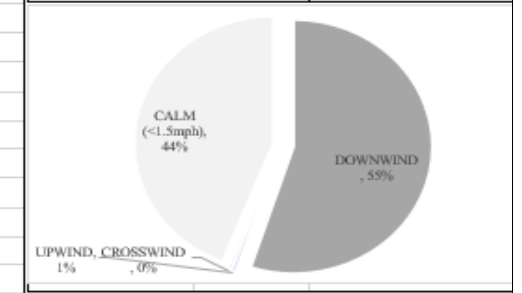
Perimeter Air Monitoring Station - ST 1
 15-minute average concentrations



<i>Data Summary Statistics for Rolling 15 Minute Average</i>	
PM-10 min =	2.02
PM-10 max =	9.57
PM-10 24hr Avg =	4.66



DOWNWIND	55%
UPWIND	1%
CROSSWIND	0%
CALM	44%
TOTAL	100%



Time	Result	Action
12:00 AM	Ongoing daily logging	No action required

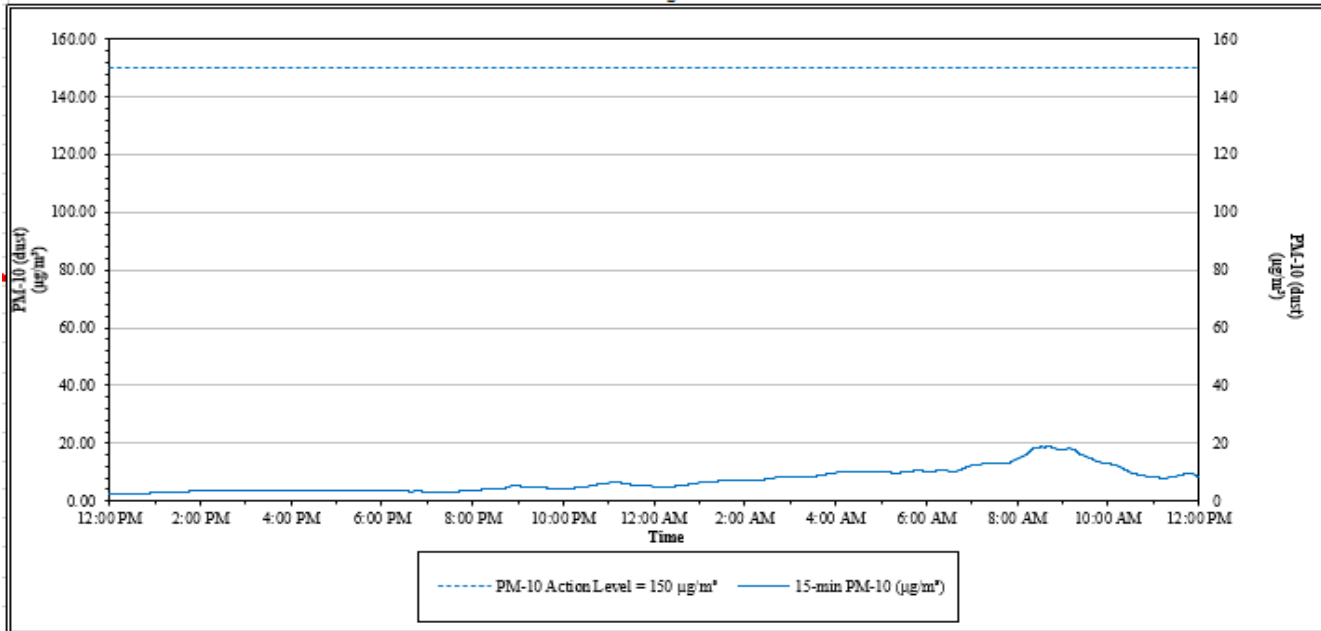


House Street Property – Tree Cutting Activities
1855 House Street NE
Belmont, Plainfield Township, Michigan

Date: 02/20/2023

Air Station: ST 1

Perimeter Air Monitoring Station - ST 1
 15-minute average concentrations

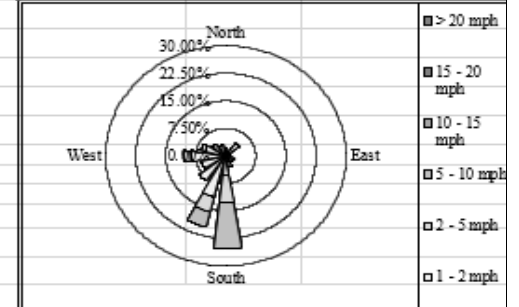


----- PM-10 Action Level = 150 µg/m³ — 15-min PM-10 (µg/m³)

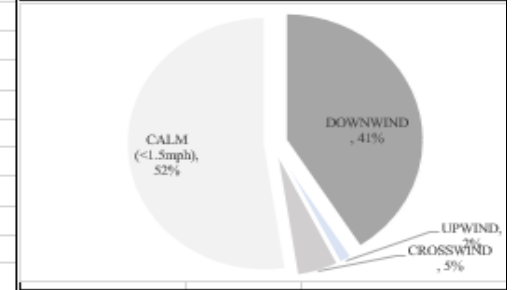
Data Summary Statistics for Rolling 15 Minute Average

PM-10 min =	2.30
PM-10 max =	18.92
PM-10 24hr Avg =	7.18

Wind Data Summary



DOWNWIND	41%
UPWIND	2%
CROSSWIND	5%
CALM	52%
TOTAL	100%



Time	Result	Action
12:00 AM	Ongoing daily logging	No action required

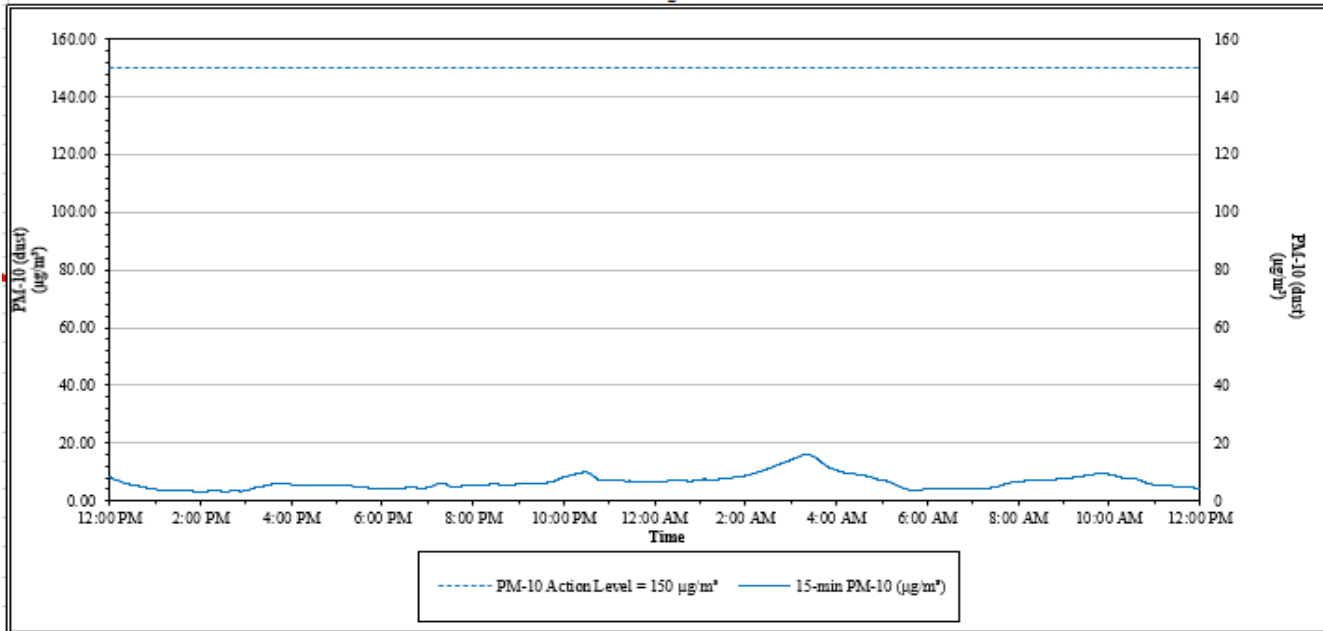


**House Street Property – Tree Cutting Activities
1855 House Street NE
Belmont, Plainfield Township, Michigan**

Date: 02/21/2023

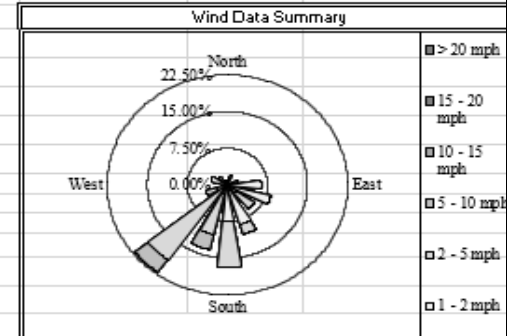
Air Station: ST 1

Perimeter Air Monitoring Station - ST 1
15-minute average concentrations

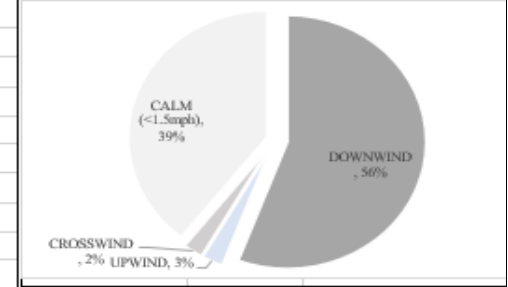


----- PM-10 Action Level = 150 µg/m³ ——— 15-min PM-10 (µg/m³)

<i>Data Summary Statistics for Rolling 15 Minute Average</i>	
PM-10 min =	2.90
PM-10 max =	16.03
PM-10 24hr Avg =	6.58



DOWNWIND	56%
UPWIND	3%
CROSSWIND	2%
CALM	39%
TOTAL	100%



Time	Result	Action
12:00 AM	Ongoing daily logging	No action required

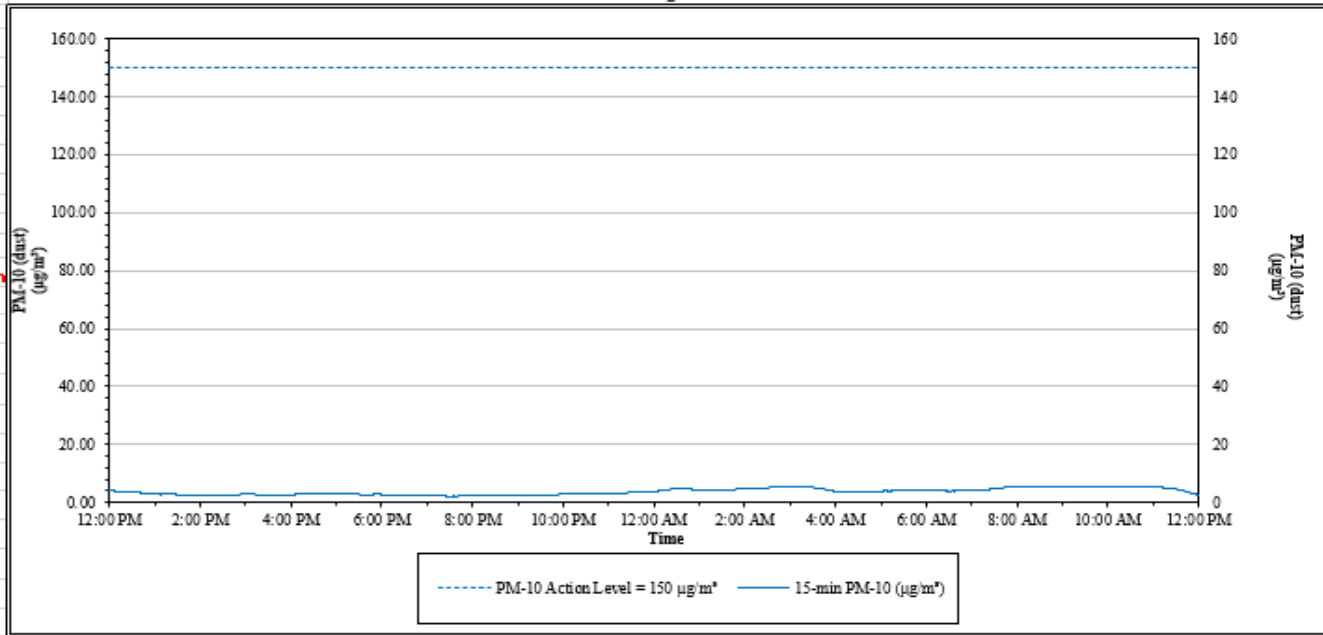


**House Street Property – Tree Cutting Activities
1855 House Street NE
Belmont, Plainfield Township, Michigan**

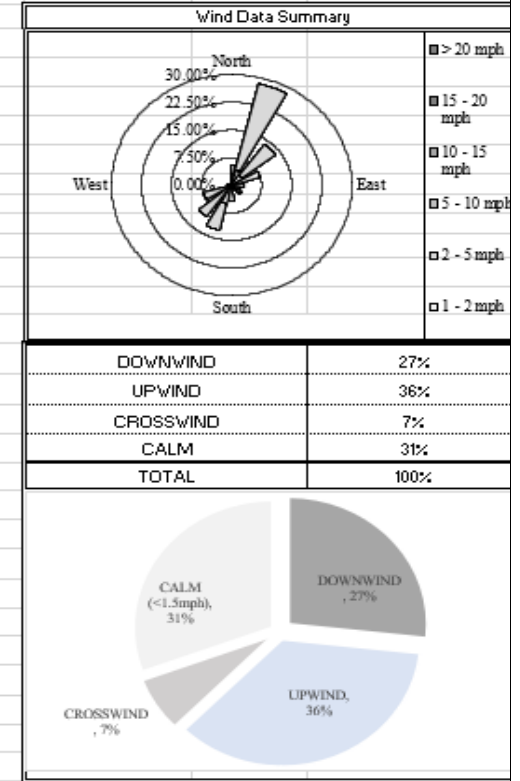
Date: 02/22/2023

Air Station: ST 1

Perimeter Air Monitoring Station - ST 1
15-minute average concentrations



<i>Data Summary Statistics for Rolling 15 Minute Average</i>	
PM-10 min =	2.16
PM-10 max =	5.65
PM-10 24hr Avg =	3.76



Time	Result	Action
12:00 AM	Ongoing daily logging	No action required

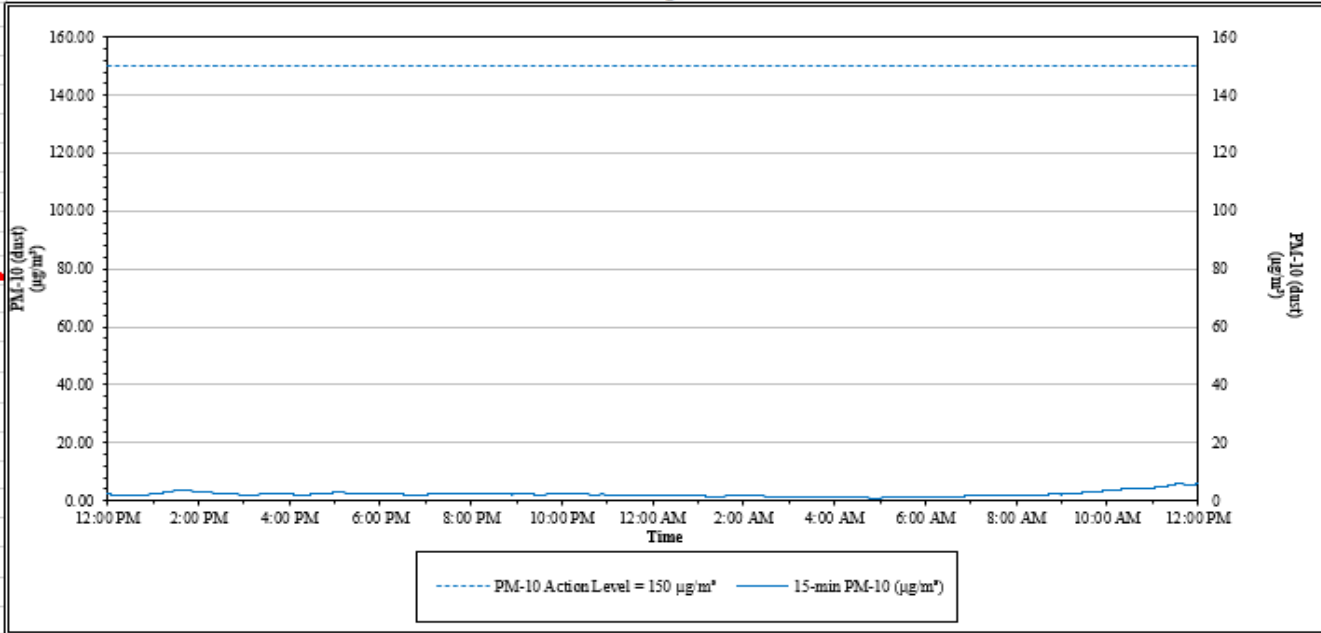


House Street Property – Tree Cutting Activities
1855 House Street NE
Belmont, Plainfield Township, Michigan

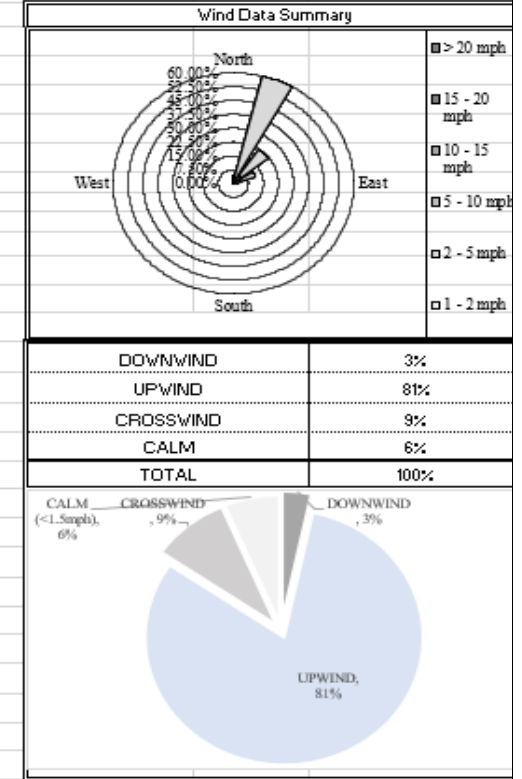
Date: 02/23/2023

Air Station: ST 1

Perimeter Air Monitoring Station - ST 1
 15-minute average concentrations



<i>Data Summary Statistics for Rolling 15 Minute Average</i>	
PM-10 min =	0.98
PM-10 max =	5.88
PM-10 24hr Avg =	2.28



Time	Result	Action
12:00 AM	Ongoing daily logging	No action required

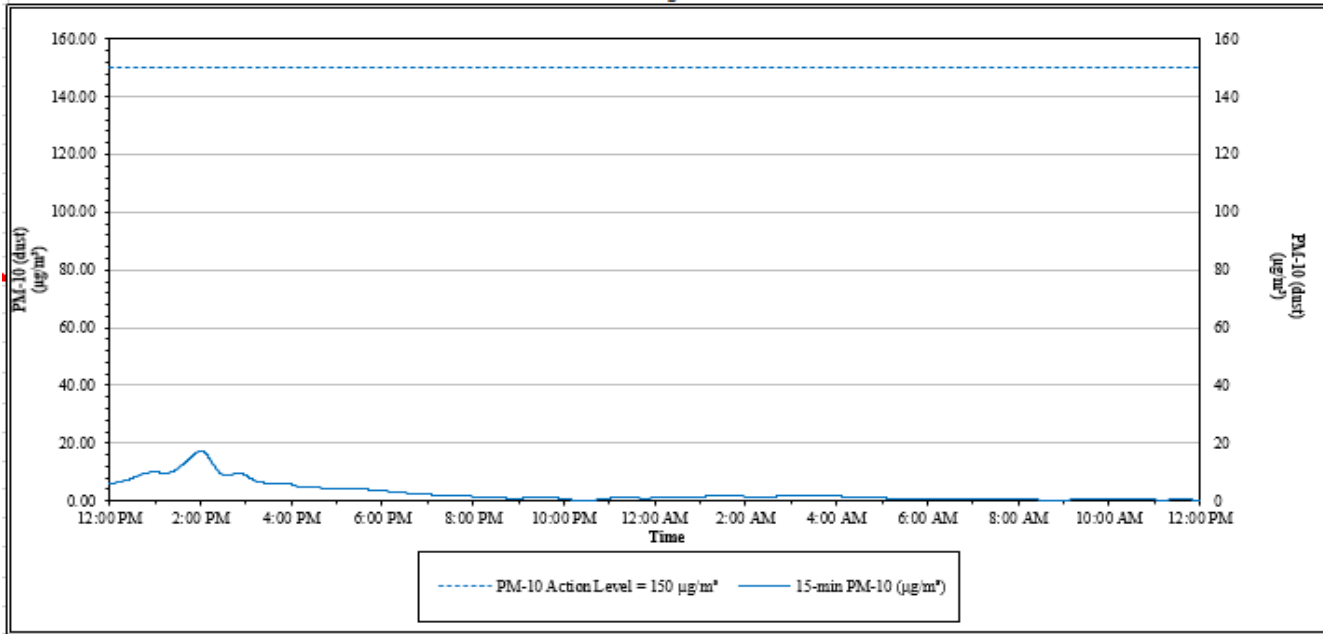


**House Street Property – Tree Cutting Activities
1855 House Street NE
Belmont, Plainfield Township, Michigan**

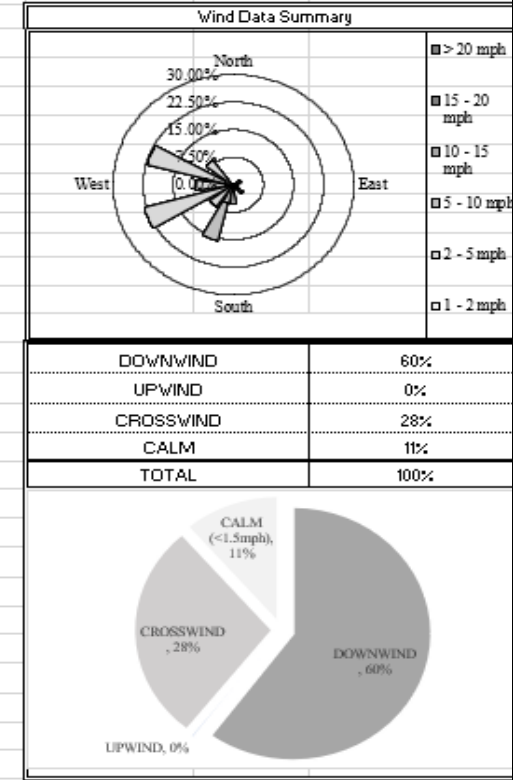
Date: 02/24/2023

Air Station: ST 1

Perimeter Air Monitoring Station - ST 1
15-minute average concentrations



<i>Data Summary Statistics for Rolling 15 Minute Average</i>	
PM-10 min =	0.22
PM-10 max =	17.18
PM-10 24hr Avg =	2.81



Time	Result	Action
12:00 AM	Ongoing daily logging	No action required

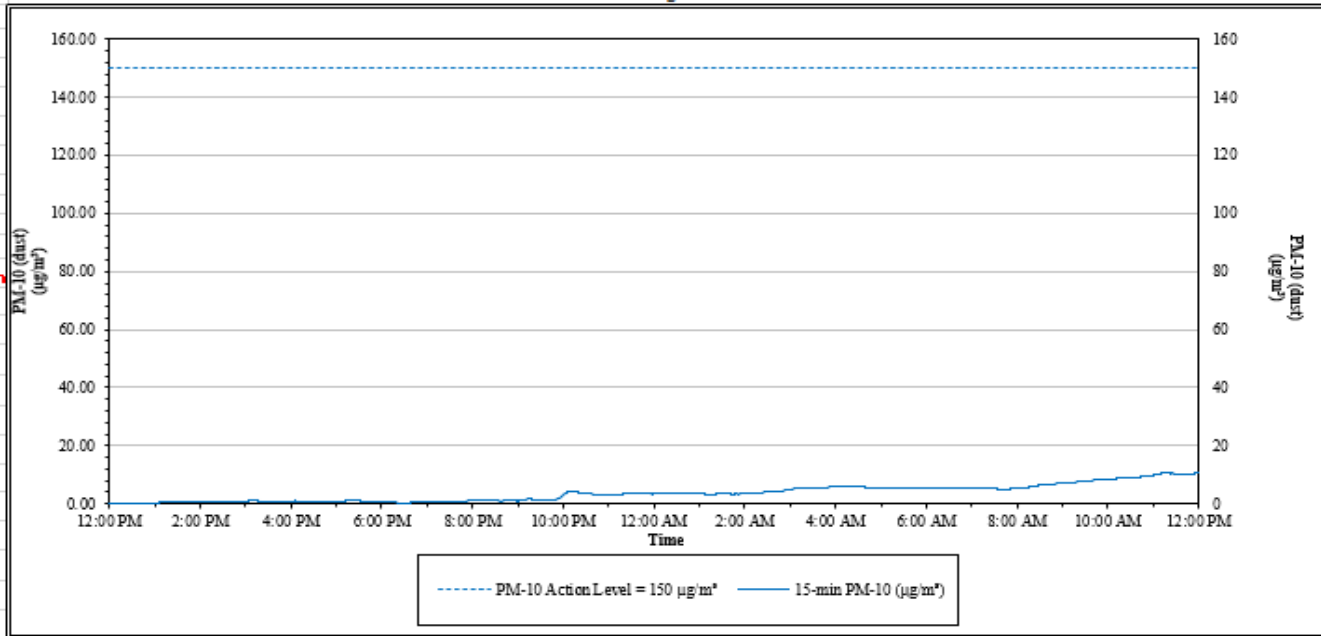


**House Street Property – Tree Cutting Activities
1855 House Street NE
Belmont, Plainfield Township, Michigan**

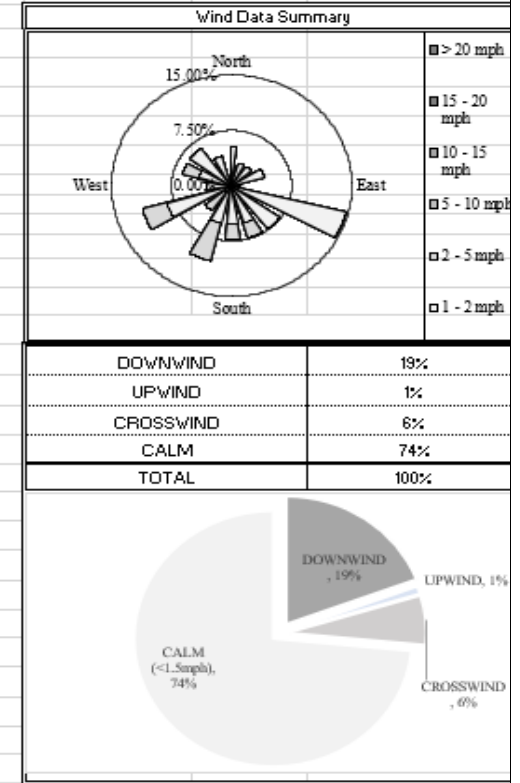
Date: 02/25/2023

Air Station: ST 1

Perimeter Air Monitoring Station - ST 1
15-minute average concentrations



<i>Data Summary Statistics for Rolling 15 Minute Average</i>	
PM-10 min =	0.06
PM-10 max =	10.66
PM-10 24hr Avg =	3.61



Time	Result	Action
12:00 AM	Ongoing daily logging	No action required